



Fun to stitch
CUTE HOOPS

£1,107
in prizes to
be won!*

*UK ONLY

FREE GIFT!*

Make this pretty bookmark
and card for Mother's Day

* Gift available with print edition only



www.cross-stitching.com

Cross Stitch **crazy**

For cross stitch
addicts just like
YOU!



Vintage style

Create a gorgeous coin purse



Make it yours!

Brighten up your home



Spring stitches

Celebrate the new season with this adorable couple!



**Stitch for
anniversaries**

**Italian gift
ideas!**



**Stitch a sweet
alphabet**

**Easter eggs for
kids to try!**



FREE! 10 COLOURED PENCILS & 8 PAPER CUTTING TEMPLATES

Mollie
MAKES

127 INSPIRING IDEAS
FOR PAPER CRAFT + 10 FREE
PENCILS!

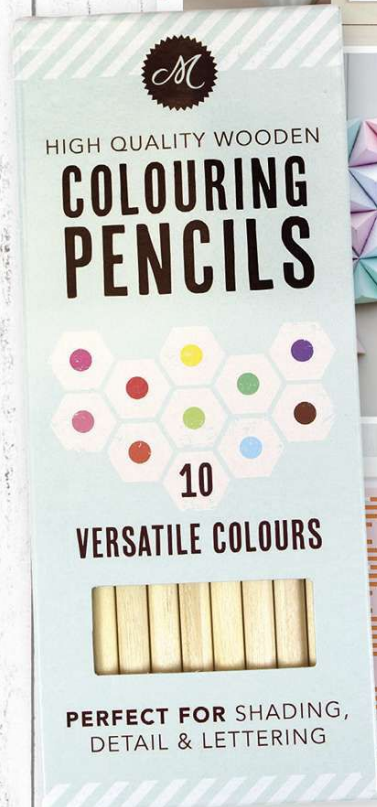
CREATIVITY

PAPERCUTTING • ORIGAMI • JOURNALING • CALLIGRAPHY

36 FRESH
PROJECTS



FREE!



JUST
£9.99!*

INSIDE: ORIGAMI-EST • LIA GRIFFITH • ARNE & CARLOS

The team behind *Mollie Makes* brings you a collection of paper-based makes for **creative crafters**. Explore **hand lettering**, journaling, **origami** and more, and get started straight away with eight **exclusive papercutting templates** and a free pack of **colouring pencils**.

ORDER YOUR COPY TODAY!

Call 0844 844 0388 and quote 'Mollie Creativity'

Online www.buysubscriptions.com/craftspecial

Lines open weekdays 8am to 8pm and Saturday 9am to 1pm. Overseas please call +44 (0) 1795 414 676.

* EUR price £12.99, ROW price £13.49. All prices include p&p.

Meet the team

Look out for these friendly faces inside *Crazy* – they're all mad about cross stitch, too!



Stacey Black

Art Editor

This month...

"I love baking, so I've just got to stitch the pretty cake abc on page 37"



Alison Maney

Production Assistant

This month...

"Animals in clothes? Sign me up! I love the spring animals on page 50"



Leela Roy

Designer

This month...

"I've already made three of the purses on page 42! Now which one to keep..."



Fiona Baker

Technical Editor

This month...

"My next project has to be the lovely Flower Fairies on page 10"



Abi Barker

Charting Editor

This month...

"The guitar and rock card ideas on page 56 will be so much fun for me to stitch!"



Heather Nugent

Charting Assistant

This month...

"I'm going to decorate my sewing room with Emma's fab cushion on page 28!"

Contact

crazy

www.facebook.com/crossstitchcrazy

www.twitter.com/crazy_magazine

www.cross-stitching.com

0117 933 8023

Cross Stitch Crazy

Immediate Media Company Bristol Ltd,
2nd Floor, Tower House, Fairfax Street,
Bristol BS1 3BN

Download our app!

Take *Crazy* with you wherever you go! Visit the app store on iTunes, Google Play, Amazon or Zinio to download our digital issues today.



NEVER MISS AN ISSUE!

Welcome...



... to the April issue of *Crazy*! Spring is in the air and we're celebrating with 115 fab new charts this month – plus, enjoy your free 2-in-1 bookmark and card kit which includes everything you need to start stitching today!

I'm delighted that our

exclusive this month over on page 10 is a Flower Fairy classic – I used to spend hours tracing over these illustrations as a child. My versions never looked quite as elegant as the originals, so at least now I can work in straightforward stitches!

For a quicker project, try our colourful **Easter egg keyrings** on page 64, or Susan Bates' lovely anniversary cards on page 73. We've also got some stunning **retro-style purses** on page 42, worked in whole stitches only, and if you need cheering up at all just turn to page 50 – our jolly spring animals are sure to put a smile on your face! Another must-stitch this month is Emma Congdon's **calligraphy cushion** on page 28, which would make the perfect weekend project. I hope you enjoy this month's fun-filled issue, stitchers!



Rachel X



SAVE WHEN YOU SUBSCRIBE to the digital edition

Download on the App Store

GET IT ON Google play

Available on amazon kindle fire

zinio™

TURN TO PAGE 32 TO FIND OUT MORE

After your one month trial your subscription will continue at £2.99 per month

Inside...

Your April issue of Crazy

EXCLUSIVE!



MustStitch

- 8 Your free gift!***
Stitch this bookmark and card kit for a friend who loves to read!
- 10 Exclusive**
Create the Gorse Fairy in stitches for spring
- 19 Celeb stitch**
Whip up this portrait of film star Jamie Dornan

- 20 50 gift ideas**
Take a trip to Italy with these fun little stitches
- 28 Special**
Decorate your home with this stylish cushion!
- 34 Crazy for...**
... tasty sushi!
- 37 One nighters**
Share your love of baking with this delicious abc
- 42 Mini makes**
Get folksy with these 70s-inspired purses

- 50 Weekend**
Play in puddles with springtime animals!
- 56 With love**
Teens will love these musical cards and tags
- 64 Crazy kids**
Enjoy a fun Easter craft day with the kids
- 68 Challenge Lucie...**
... with reader requests!
- 73 Simply 7**
Celebrate lasting love with anniversary cards

19



64



42



YOUR FREE GIFT*

CUTE KITTY 2-IN-1

8 BOOKMARK AND CARD KIT

* Gift available with print edition only



50



28



20

MustRead

- 6 Reader panel**
Meet three new readers
- 14 Letters**
Check out your fellow stitchers' fab finishes!
- 49 Join us online**
Stitchy finds and ideas from around the web

- 54 Special feature**
Wear your craft proudly by stitching on clothing!
- 61 Crazy's Angels**
Ask our team of experts all your crafty questions
- 70 Track it down**
Sherlock Anne's on hand!
- 77 Stitch and chat**
Catch up on all the stitchy gossip from Crazy readers

- 78 Guidelines**
Your essential how-to for all things cross stitch

MustWin

- 41 Enter to win!**
£1,049 worth of prizes
- 82 Teabreak**
Solve the puzzles and enter to win a prize!

MustBuy

- 26 Must haves**
The best new stitchy buys
- 32 Subscribe to Crazy**
...and receive a bonus kit!
- 63 Back issues**
Complete your collection
- 80 Next month**
Coming up in issue 228

£1,049
OF PRIZES TO
BE WON!



41



Over to you...

These stitchers are this month's reader panel stars, so keep an eye out for their comments throughout the issue!



Chamaine Kent
Kent

How would you describe your stitching style?

Organised and happy. I have a drawer unit full of threads and an old steamer trunk which has all my magazines, patterns and frames inside.

Who taught you to stitch, and how long ago did you start stitching?

I can thank my nana for teaching me more than 35 years ago. I was fascinated watching her do her projects.

When I'm not stitching, you'll find me...

Doing my other hobbies, drawing and painting. I just wish there was more time in the day to do it all!

Who is your favourite character to stitch?

Peter Rabbit by Beatrix Potter. Her characters take me back to my childhood, as I love all the stories she wrote.



Jenna Bricklebank
Watchfield

Which project are you most proud of?

Sleepy Cat by DMC. It's basically a 6x6 inch block of browns. I'd only been stitching for about a year, so when my brother bought it for me I was worried. But I finished it!

Who do you most like to stitch for?

I love stitching for my husband. He's in the RAF and is Star Wars mad, so he's found plenty of projects for me to work on.

What occasion gets your needle twitching?

It has to be Christmas! I like to make a card for each of my family members, plus my husband's family now.

How do you describe your stitching style?

I'd possibly describe it as thoughtful. I only really stitch for others and always along the lines of what they like or the type of person they are.



Natalie Trenner
Essex

What occasion gets your needle twitching?

The birth of a new baby. I love making baby samplers the most. The parents are so pleased.

Who do you most like to stitch for?

I mostly stitch for myself, although I do stitch for other people when the right design appears.

How cross stitch crazy are you?

Totally crazy – my stitching goes everywhere with me in case I have the opportunity to get a bit more done. I bring it to work every day!

When I'm not stitching, you'll find me...

Driving around my hometown in my taxi, or reading if I'm at home.

Which celeb would you most like to stitch?

Tom Baker, the fourth actor to play Doctor Who in costume – he's my favourite doctor and I have never stitched him.

We want to hear from you...

If you'd like to feature in *Crazy*, email crazyreaderpanel@cross-stitching.com or send a letter marked 'Reader panel' to the address on the right. We'll need your name, email address and a photo of yourself – if you're featured you'll receive a mystery stitchy prize!

CrossStitch crazy

EDITOR Rachel Beckwith
rachel@cross-stitching.com
ART EDITOR Stacey Black
PRODUCTION ASSISTANT Alison Maney
DESIGNER Leela Roy
TECHNICAL EDITOR Fiona Baker
SPECIAL PROJECTS COORDINATOR Abigail Barker
CHARTING ASSISTANT Heather Nugent
PHOTOGRAPHY Steve Sayers
MODEL www.gettyimages.co.uk
CONTRIBUTORS Susan Bates, Poppy Benner, Emma Congdon, Helen Dorritt, Lucie Heaton, Lee Holland, Diane Hollands, Mollie Johanson, Durene Jones, Carol McCormick, Cheryl McKinnon, Jody Rice
GROUP ADVERTISEMENT SALES MANAGER Penny Stokes
SENIOR BRAND SALES EXECUTIVE Victoria Allan ☎ 0117 300 8214
victoria.allan@immediate.co.uk
JUNIOR DIRECT MARKETING EXECUTIVE Joe Jones
DIRECT MARKETING ASSISTANT Rachel Shircore
PRODUCTION DIRECTOR Sarah Powell
PRODUCTION MANAGERS Emma McGuinness, Siân Rodgers
BUYING TEAM Paul Torre, Corinne Mellerup, Karen Flannigan
PUBLISHING DIRECTOR Cath Potter
ASSOCIATE PUBLISHER Charlotte Morgan
CEO Tom Bureau
MANAGING DIRECTOR Andy Marshall
HEAD OF LICENSING & SYNDICATION Joanna Marshall
DISTRIBUTION Dovetail Services
PRINTED IN ENGLAND BY William Gibbons
REPROGRAPHICS Tony Hunt, Chris Sutch, Rob Fletcher

For all UK subscription orders enquiries, back issue and binder sales, please call ☎ 0844 844 0385 or email crossstitchcrazy@servicehelpline.co.uk

To subscribe online, please visit www.buysubscriptions.com/crazy
For overseas subscriptions, please call ☎ +44 (0)1795 414 717 or email crossstitchcrazy@servicehelpline.co.uk. For US and Canadian subscriptions, please call ☎ 1-800-428-3003 or email helpline@imsnews.com

Annual subscription rate for 13 issues:
UK £49.99, Europe £64, rest of the world £79.

We are happy for you to photocopy our charts as long as it is for personal use only. No part of the magazine may be resold without permission. You can photocopy subscription, mail order coupons and competition entry forms (one per reader please).

Cross Stitch Crazy is published by:

**IMMEDIATE
MEDIA^{CO}**

Immediate Media Company Bristol Ltd,
2nd Floor, Tower House, Fairfax Street,
Bristol BS1 3BN. Tel: 0117 927 9009

16,960 combined print and digital total (1st January to 31st December 2014)
www.abc.org.uk

Immediate Media Company Bristol Ltd is dedicated to producing the very best consumer specialist interest magazines, edited and designed to inform our readers, enhance their lives and give them the best value for money possible. Please visit www.immediate.co.uk for details of our other publications. We take great care to ensure all elements of Cross Stitch Crazy are accurate. However, we accept no liability for any misprints or mistakes that appear in this magazine. All prices quoted are correct at the time of going to print.
© Immediate Media Company Bristol Ltd

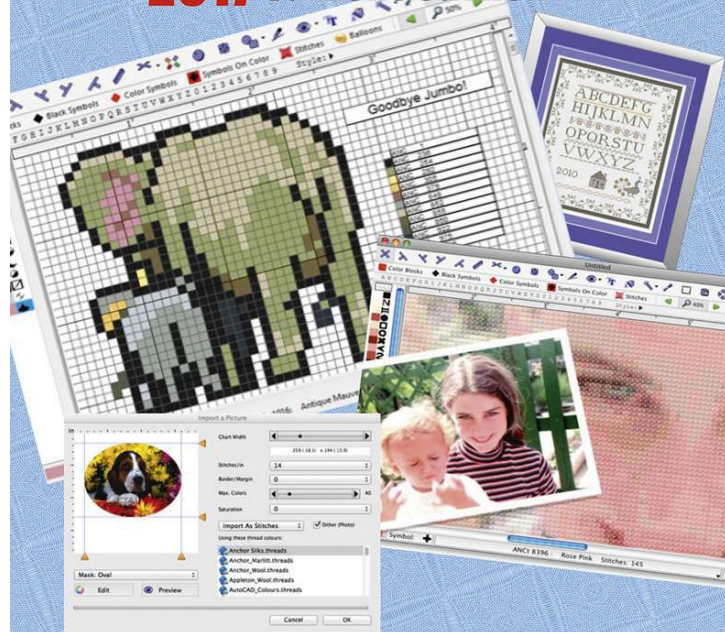
Immediate Media Company Bristol Ltd is working to ensure that all of its paper is sourced from well-managed forests. This magazine can be recycled, for use in newspapers and packaging. Please remove any gifts, samples or wrapping and dispose of it at your local collection point.



MacStitch/WinStitch

from Ursa Software
cross stitch for *your* computer

2017 editions out now!



Prices from 25 to 40 pounds.
Demo version available free.
www.ursasoftware.com



Shipping
Worldwide

See Our Website

@ ~ www.goldworkembroidery.com
or ~ www.goldworkkits.co.uk



Home | Embroidery Kits | Canvas Work Kits | Leather | Threads | Shipping | Information | Blog | Reviews | Contact

Goldwork Kits by Carolyn *Same Day Despatch*
Goldwork Sampler £49.95 (incl. p&p).

Explore:-

1. Techniques:-


Nine Different
Squares
Padded
Leather
Couching
Basketweave
Beading
Chipping

2. Threads to Use:-

Jap Gold
Rococco
Pearl Purl
Bright Check
Gilt Plate
Rough Purl
Smooth Purl

3. Other Items:-

Beads &
Spangles



Frame not included.

Stitched Area - 16 x 16 cm

Can't find a Goldwork Class?-

Then master a wide variety of techniques and materials with our new Goldwork Sampler in your own time, while also creating a beautiful display panel.

For details of other kits and our full range of Leather, or to order, telephone 0121 705 3031.

Pay by card or cheque to: "Carolyn Gayton",
9 Ryefield Close,
Solihull, West Midlands, B91 1PP



Recycle your magazine and seven days later
it could come back as your newspaper.

www.recyclenow.com



The possibilities are endless.

Call us
01296 481220



Learn more
osmouk.com

TRANSPARENT OR INTENSIVE COLOUR PROTECTION



WOOD WAX FINISH: Highest quality colour and protection

✓ MICROPOROUS | ✓ NATURAL | ✓ OIL-WAX BASED | ✓ DURABLE | ✓ HIGH COVERAGE

FreeGift

*Friends will think you're
the cat's meow when they
open this card and gift set!*



**GIFT
AVAILABLE**
with print edition
of issue 227 only
CALL ☎ 01795
414 717 TO BUY!



FreeGift



Your free gift

Spring kitty bookmark kit

Our 2-in-1 bookmark and card kit is the purrfect present to send in the post!

We're spoiling you this month with a fantastic free 2-in-1 kit! Not only is our spring kitty bookmark a treat to stitch, you can then pop him into the pocket on the front of the card and send it as a gorgeous gift.

Inside your kit you'll find everything you need to start stitching for yourself or a friend. All threads are provided along with 14-count white aida, a tapestry needle and a cute kitty chart and key. You'll also find a beautifully designed spring-themed card, complete with a handy gate pocket that holds your finished bookmark to complete the spring scene. There's a matching envelope as well, so you can stitch and send your bookmark right away!

Our chart contains whole stitches only, with grey backstitch lines to define the shape. It's easy enough for complete beginners to try, although we think stitchers of all abilities will enjoy creating this unique gift. ●

Cat bookmark

✕ Cross stitch in two strands

	DMC	Anchor	Madeira	Colour
⤿	blanc	2	2402	white
▽	165	278	1414	green
♥	602	57	702	pink
A	605	1094	613	light pink
b	676	891	2208	sand
?	677	886	2207	light sand
N	729	890	2209	tan
s	746	275	2511	cream
●	782	308	2212	dark tan
■	3799	236	1713	grey

✕ Backstitch in one strand

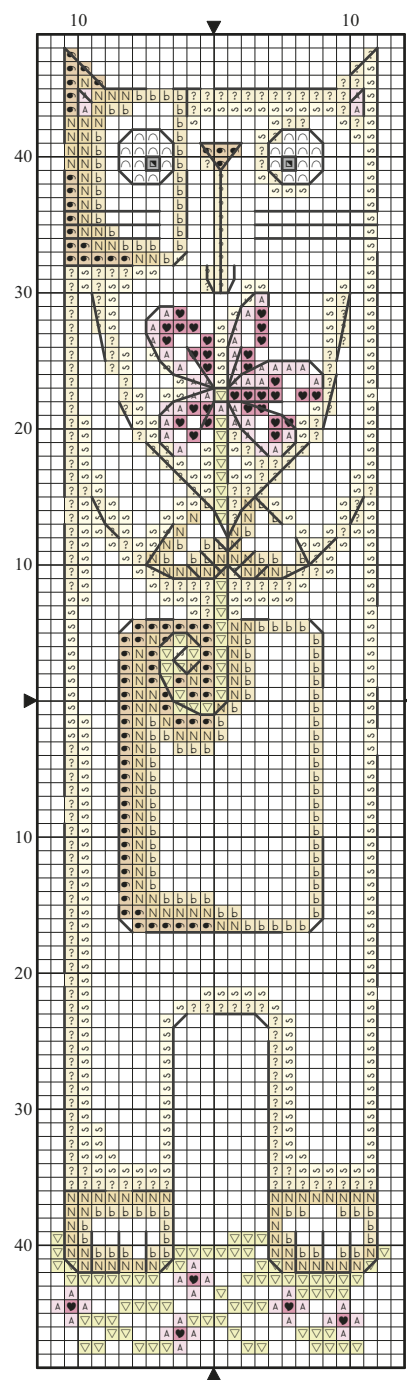
—	3799	236	1713	grey
---	------	-----	------	------

✕ Whole stitches only

Stitch count 96 (h) x 25 (w)

Design area on 14-count fabric 17.5x4.5cm (6¾x1¾in)

Stitched by Fiona McIvor



Sweet kisses

Celebrate the wonder of springtime when you bring the playful Gorse fairies to life in stitches. It's a project that's bursting with love and fantasy! **Exclusive to Crazy!**

Add a touch of magic and romance to your home with this exquisite Flower Fairies design. "When gorse is out of bloom, kissing's out of fashion," or so the saying goes. While (luckily!) gorse is never really out of flower, it blooms most strongly in spring, when the landscape is blanketed in a gorgeous shade of gold.

These enchanting fairies, worked in whole stitches, fractionals and backstitch, work perfectly as a satisfying large project for intermediate stitchers. This stitch is created

Need to know

Stitch Time

60 hours (approx)

Stitch Types

Whole cross stitch, fractionals, backstitch

mostly in shades of yellow and green, so it's a good idea to use a thread organiser to make sure your colours don't get mixed up. We think these elegant fairies would make a charming picture for a little one's bedroom, or a beautiful wedding gift. ●

ShoppingList...

Threads - Stranded cotton as listed in the key

Needle - Size 24 tapestry needle


Fabric - Zweigart 14-count white aida measuring 40x35cm (15³/₄x13³/₄in). To buy, visit www.sewandso.co.uk or call ☎ 0800 013 0150

Extras - Frame and mount of your choice with a minimum aperture of 25.5x18cm (10x7in)


Illustration of The Gorse Fairy by Cicely Mary Barker © The Estate of Cicely Mary Barker, 1934, 2016
Reproduced by permission of Frederick Warne & Co. www.flowerfairies.com



FLOWER
FAIRIES™



Give this classic scene to a young couple to adorn their new home!



Gorse Flower Fairy

✧ Cross stitch in two strands

	DMC	Anchor	Madeira
∩	blanc	2	2402
■	434	310	2009
●	435	1046	2010
K	436	1045	2011
Q	437	362	2012
S	677	886	2207
⊖	728	305	107
Z	738	367	2013
☆	743	302	113
♀	744	301	112
N	745	300	111
●	783	306	2509
—	950	4146	2309
∇	3013	842	1605
e	3042	870	2612
?	3064	883	2312
▼	3362	263	1601
\$	3363	262	1602
◇	3364	260	1603
÷	3743	869	2611
⋈	3774	778	306

✧ Backstitch in one strand


—	3799	236	1713
---	------	-----	------


✧ Contains fractionals

Stitch count 135 (h) x 100 (w)

Design area on 14-count fabric
24.5x18cm (9½x7in)

Stitched by Karen Purnell






There's More

Are you a Flower Fairies fanatic? Add a touch of floral fantasy to your home with these new spring designs by giftware company Enesco, or have fun colouring in the classic illustrations with a new title by Penguin. For more information, visit www.penguin.co.uk



► Flower Fairies umbrella, £15. Visit www.enesco.co.uk to find your local stockist



▲ The Flower Fairies Colouring Book, RRP £9.99, published by Penguin



▲ Flower Fairy mugs, £9.95 each. Visit enesco.co.uk to find your local stockist



Your letters

We love seeing your latest stitching success, so why not send us an email or letter with a photo? If we print yours, you'll win a fab prize!

Star letter

You are a winner!
Bernadett Antli



▲ All these cards came from past issues of Crazy!

Crazy Christmas

A big thank you for the charts in issues 221 and 222! When I saw the nativity charts in the 'Crazy for' section, I immediately had a plan to make the perfect Christmas cards. I used 14-count black aida and found matching paper for an aperture card. I added extra sequin stars and iridescent white glitter glue for a 3D effect. I also made cards from the free gift with issue 221 and used the charts from the 'Kids' section, but the nativity cards are my favourites.

Bernadett Antli, Hungary

Rachel says: You clearly have a talent for both card making and cross stitch, Bernadett. I'm so glad we could help!

WIN! Each month our star letter winner receives a fantastic prize!

This month's lucky Star letter winner will receive this colourful Birdbath kit by Karen Carter from Heritage Crafts. This playful kit is worth over £22 and measures 12x19cm (4¾x7½in) once completed. For more information, visit www.hcrafts.com or call 01889 575 256



WORTH OVER £22

Drive thru'

I loved stitching the Bothy Threads Cut Thru' Vintage Car, which I gave to my grandad for Christmas after making a few personal tweaks. The attention to detail is amazing and each time anyone looks at it they notice something different. The backstitching finished this piece beautifully and brought it to life. Can't wait to start my next Cut Thru'!

Natalie Leek, Lincoln

Rachel says: Your grandad must have loved it!

► Natalie loved the detail in this Cut Thru' car!



▲ Pat stitched this project for her granddaughter

Sweet Peter

Just wanted to show you my latest project, taken from Crazy issue 220. I made it for our granddaughter. I'm thrilled with it. Our granddaughter, Lennon, loves her picture!

Pat Endicott, Warminster

Alison says: You certainly did well on this Peter Rabbit project, and I'm pleased to hear Lennon liked it so much. Beatrix Potter's characters are so classic, I'm sure she'll treasure it for years to come! I'm thinking of stitching this one myself.

Plush pals

I wanted to share what I did with the 'Cosy Critters' charts by Tiny Modernist. Instead of using perforated paper, I stuck to aida and decided to be adventurous by using variegated threads for the polar bear and panda's jumpers. I even tried tweedling with Kreinik thread for the hats of the penguin and owl. Dusted off my sewing machine and bought some stuffing to make them into 3D hanging ornaments. I'm really pleased with how they've turned out!

Chui Ling Mak, Singapore

Rachel says: The variegated threads look fantastic here, Chui Ling, and all the animals all look so cute and plush as 3D ornaments.




▲ These sweet animals appeared in Crazy issue 222

Feel better

I wanted to share my first finish for 2017 – a get well soon card I made for my nan. I loved this smiley rain cloud from issue 214 of *Crazy* and decided to match it with coloured sequins to make the colours in the design pop – and to hopefully cheer up my nan as she recovers from her surgery! Hope you like it too.
Emma McEntee, Woolwich

Alison says: I love anything with sequins, Emma, and your card is no exception! I'll bet this cute stitch cheered your nan right up.



▲ Emma stitched this card to cheer up her nan!

Quick stitch!

Send us a picture of your first finished project from this issue of *Crazy*, and you could win First Past the Post!

Snow day fun

My subscription copy arrived today, and since I had the day off and it was snowy I thought I'd stitch this month's free gift! I love it, thank you!

Rachael Stevens, Essex

Alison says: I hope you enjoyed stitching on wood, Rachael! I found it was a completely different experience from stitching on aida – plus, I love the end result. My own heart-shaped necklace has been a great conversation piece so far!

► Rachael stitched the free gift from *Crazy* issue 226



Finished up

There's nothing like an impending operation to spur you on to finish a cross stitch kit! Here is my finished project which came as the free gift in *Crazy* issue 218. I hope to get more done next year, as now I have a bit more confidence in my stitching. But, so many things to do and so little time!

Helen Frazier, Upper Cambourne

Rachel says: I hope your operation went well, Helen, and I'm glad you're becoming more confident in your stitching. I love Emma Congdon's Home Sweet Home kit – I've done it a few times for friends of mine. I hope you continue to make time for stitching! It's such a rewarding hobby.

◀ Helen says she's now a more confident stitcher



Mum's own

I've produced a cross stitch of Winnie the Pooh and Piglet for my special mum. She loves anything cute, especially Winnie the Pooh. The cross stitch took roughly two months to finish, working one or two hours at a time while socialising at a local craft club that I attend while at home. I love the cross stitch because it is adorable and I have stitched it for my mum. I have also made the cross stitch my own design.

Tom Brealey, Derbyshire

Alison says: How sweet, Tom! Your projects are always so thoughtful. I have a feeling this stitch will get a prize place in your mum's home, especially if she loves Winnie the Pooh!



▼ Tom made this personal project for his mum

Subs stars

Each month, three subscribers are selected to win a prize as a thank you for their loyalty to *Crazy*.



WORTH OVER £21

Prizes every month!

This month, our three lucky winners will receive this pretty Bouquet of Love kit by DMC! For your chance to win, turn to page 32 and subscribe to *Crazy* today. See below for this month's Subs stars winners.

- **Marie Argent** Subs no: DOVECU5312405
- **Thomas Wilson** Subs no: DOVECU5364823
- **Sarah Phazey** Subs no: DOVECU5363422

To find out how to become a *Crazy* subscriber, turn to page 32!

YourLetters

Pretty woman

Here's my latest finished project, a Sara Moon chart called Gina. I fell in love with the design, which took some stitching, but I'm really pleased with the finished project. I always stitch any face first – it's as if she keeps me company while I'm working.
Sylvia Lord, Nottinghamshire

Rachel says: I know what you mean, Sylvia – when I stitch certain characters, especially people, I feel as if they come to life as I go! You did an amazing job. Gina looks beautiful!



▲ Sylvia loved stitching this Sara Moon chart



▲ Lynn's selfless gift meant a great deal to Irene

Kind gesture

I'm currently taking part in a round robin stitching group. After we had started, my beautiful granddaughter Maisie arrived on 27th October 2016, and I shared my good news with the ladies in my group. One of the ladies, Lynn Caswell, whose father who was terminally ill, stitched the attached items as a gift for my granddaughter. I'm humbled and amazed at the generosity and thoughtfulness of Lynn, who despite her own worries and troubles decided to do such a wonderful thing for someone who she has only ever spoken to online. I would just like to say thank you to her for all she has done.

Irene Farnsworth, via email

Rachel says: Lynn sounds like a very generous woman, Irene. Thank you for sharing your story with us!

Well planned

These are the cards I made for my family. They were actually stitched in January 2016 but not put together until early this December. Three of them ended up winging their way to Texas in the USA!

Christine Rembo, Hove

Alison: I wish I was this organised! I had to rush to finish all my family's Christmas cards this year. Maybe I should start my holiday stitching now...



▲ Becky is already a stitcher at 12 years old!

Clever kiddo

My name is Becky and I am 12 years old. My nannie taught me recently how to cross stitch. I have been inspired by your magazine for a while now and asked my nannie if she could show me what to do. I took different projects from your magazine and put them into one! Thanks!

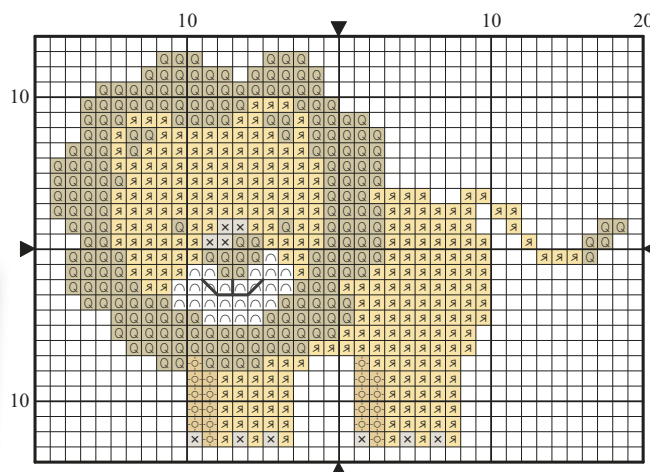
Becky Goddard, South Yorkshire

Rachel says: Your nannie taught you well, Becky! I'll bet she loved teaching you how to stitch. What a nice activity for the two of you to share together.

Cross Stitch Quickie!

Stitch a sweet lion for a fearless friend this month

Next month
SWEET ZEBRA



Little lion

✕ Cross stitch in two strands

	DMC	Anchor	Madeira
∩	blanc	2	2402
Q	610	889	2106
x	612	832	2108
Я	728	305	107
○	783	306	2509

✕ Backstitch in one strand

—	3799	236	1713
---	------	-----	------

✕ Whole stitches only

Stitch count 26 (h) x 38 (w)
Design area on 14-count fabric
5x7cm (1³/₄x2³/₄in)




▲ This project reminds Jaqui of her time in Africa

Into the wild

Firstly may I wish you and all the staff at my favourite magazine a very happy new year! Here's my latest finish (completed and framed 31st December... so proud of myself!). It took me a year to do, stopping for various smaller projects in between, and is the most challenging piece I have done so far. I nearly gave up several times but stayed encouraged by seeing all the other projects getting done in *Crazy* and on a Facebook forum I'm a member of. I'm very proud of this piece. It's on the wall and framed, and I can't believe I did it! Having lived in Nairobi and Mombasa as a child, it brings back many happy memories. Thank you kindly.
Jaqui Anne Marsden, Cumbria

Alison says: Absolutely stunning, Jaqui. What gorgeous detail – you really poured your heart into this piece. And I love that you signed it in stitches!



▲ It took Gina over seven years to stitch this car!

Rolling on

Wanted to show you a project that has hung in pride of place at my car-mad Dad's house for some years. This was really a labour of love – I think it took me about seven and a half years on and off to complete! It was a happy Christmas Day when I was finally able to present it to him!

Gina Sharp, Milton Keynes

Alison says: You've inspired me, Gina. As I live near a Rolls Royce factory, I find this project especially appealing. It looks great!

Holiday happiness

I finished this piece a few weeks ago. It's a Christmas present for my grandma, who taught me to cross stitch when I was little. She gets a stitched present from me every Christmas, but this Forever Friends project is the first Christmas themed project I've ever done!

Zuzana Venhodova, South Yorkshire

Rachel says: Welcome to the addictive world of Christmas stitching! I bet your grandma was thrilled to receive this cute scene as a gift.

► Zuzana gave this cute stitch as a Christmas gift!



▼ Colette gave this as a present to her parents



Fly away with me

I have recently subscribed to *Crazy* and love all the stitching ideas in each issue. This is my most recent cross stitch project, called 'Four Bullfinches' by Joy Sunday. It was bought for me as a Christmas gift last year, and I have now, after months of stitching, completed and framed the design. I gave it to my parents for their Christmas gift! I loved stitching the colours of the birds, autumn leaves and berries.
Colette Marchant, Bedfordshire

Alison says: I love it, Colette, and I'm sure your parents did as well. Autumn is my favourite time of year, so I especially enjoy seeing the leaves featured in the design.

Loving stitches

I did this for my wife in honour of her father, who drove this car for nearly 30 years. His favourite time of year was Christmas, so this design was perfect to remember him by. It now has pride of place in our hallway. I did really enjoy stitching this for her, and her mum liked it so much I did another for her as well.

Steve Somers, Scarborough

Rachel says: It's a great feeling to find a chart that's personally relevant to you – this was a wonderful project to stitch for your wife. Tell her everyone at *Crazy* says she's a lucky lady to have such a thoughtful husband!



▲ Steve stitched this car in honour of his wife's dad

Get in touch!

We love to see what you've been busy stitching, so get in touch and tell us all about it, and don't forget to include a picture! Every letter printed wins a super cute kit from www.Mouseloft.co.uk

Email: crazyletters@cross-stitching.com

Facebook: facebook.com/crossstitchcrazy

Twitter: twitter.com/crazy_magazine

Write to: Rachel Beckwith, *Cross Stitch Crazy*, 2nd Floor, Tower House, Fairfax Street, Bristol BS1 3BN



WIN!

NB We reserve the right to edit your correspondence

APERTURE CARDS

- For Every Occasion -



Craft Creations

www.craftcreations.com



Disney's Winnie the Pooh cross stitch kits and chart booklets

- Limited stocks of genuine Designer Stitches counted cross stitch kits and chart booklets featuring all your favourite characters.
- Save up to 50% on some items.
- All of these wonderful kits and charts are now discontinued and available only while stocks last!
- Other cute characters and bespoke specialist kits on our website.

www.hawkinshobbies.co.uk



Mini Cushion Cross Stitch Kits

Each kit includes: 14ct Aida, velvet backing fabric, ready-sorted DMC threads, needle, b&w symbol chart and full instructions. Design sizes: 5 1/2" square.



FOR THE GAMES ROOM

Snooker Kit Price: £13.99

Darts Kit Price: £12.99

plus p+p per order



For the full range of Mini Cushion Cross Stitch Kits please visit my website:

www.sheenarogersdesigns.co.uk

Cheerful CROSS STITCH



From a young age, I have been interested in colour, fabric, and wool. My designs of animals and birds are very well suited to cross stitch as it brings my ideas to life in a simplified and fun manner.

Cross stitching with chunky wool is so much fun, because it enhances both colour and shape... I love it!

www.cheerfulcrossstitch.etsy.com

*** K@tZ XStitch ***

www.katzxstitch.co.uk

'All things cross stitch'

DMC (UK Spec) 63p - Anchor 69p

Mill Hill beads from £1.45, size 6 & 8 from £1.79 and Magnifica £3.90

Kreinik #4 £3.25, B/F £1.99 and #8 £3.40

Zweigart fat quarters from £4.75

We stock a wide range of threads, fabrics, kits and other accessories...

Please visit our website to view the products we have available. Telephone orders welcome.

UK orders over £50 post free (T&Cs apply).

E-mail: sales@katzxstitch.co.uk - Telephone: 0116 2827141

NOW IN STOCK:
Jobel and Permin
Fabrics and
Rainbow Gallery
Metallic Threads

Charles Craft
Elbesee
HERITAGE
Crafts
MIRABILIA

Counted Cross Stitch,
Bead Embroidery and Magic
Diamond Painting kits,
Needlework/Wooden Frames,
Preciosa Czech Beads for
Stitching, etc..

Google www.justartstitch.co.uk Search

Find us on Facebook Just Art Stitch

Cross Stitch the World

Creating unique designs since 2006, of vintage posters including travel, adverts, railways, war and movie posters, Art Deco, and Art Nouveau designs.



Tel: 01745 853920

www.crossstitchtheworld.co.uk

To advertise in Cross Stitch crazy

Please contact Vicki Allan

victoria.allan@immediate.co.uk

0117 300 8214



Call today!

Jamie Dornan

GETTY IMAGES



Get steamy while you stitch with the star of scandalous new film *50 Shades Darker*

Ever since *50 Shades of Grey* hit cinemas, Jamie Dornan has made the women of the world swoon. Now, as he returns for the second time as the brooding billionaire Christian Grey, you can celebrate Jamie's sexy style with a cross stitch portrait! His piercing eyes will stand out beautifully against a blue pillow or picture frame, so make him up for your spot on the sofa or turn him into a large card for a *50 Shades* obsessed friend. Any excuse to stare at this handsome face! ●

Jamie Dornan


✕ Cross stitch in two strands

	DMC	Anchor	Madeira
∩	blanc	2	2402
A	224	894	813
■	310	403	2400
⦿	415	398	1802
*	762	234	1804
☉	839	1050	1913
☾	930	1035	1712
+	945	881	2309
3	948	892	306
✱	3371	382	2004
“	3770	1009	2314
K	3790	393	1905
ㄣ	3859	1013	2310
W	3863	379	1912
Я	3864	376	1910

✕ Whole stitches only

Stitch count 90 (h) x 68 (w)

Design area on 14-count fabric
16.5x12.5cm (6½x4¾in)



Reader's
pick!
Requested by
GERALDINE
COREY

Who would you like to see as a Crazy Celeb stitch? It might be your favourite actor, a Hollywood icon or even a sporting great! Email your requests to celebstitch@cross-stitching.com or post them to: Celeb stitch, Cross Stitch Crazy, 2nd Floor, Tower House, Fairfax Street, Bristol BS1 3BN.

If the celebrity you request is picked to appear in a future issue of *Crazy* then you could be the lucky winner of a fantastic mystery gift.

And, don't forget to email any photos of your stitched celebrities to rachel@cross-stitching.com for your chance to appear on *Crazy's* Letters page and possibly win a prize!

50 Italian Gift ideas



Take yourself on an Italian adventure when you whip up our quick-stitch motifs, ideal for super stylish friends! Designed by **Tiny Modernist**

Stitch a little taste of Italy with these inspiring motifs! Whether you're dreaming of relaxing in a Tuscan villa, exploring Venice on a gondola, enjoying Milan fashion or popping open a bottle of Prosecco, these designs will instantly transport your mind to the country of style and romance. These classic motifs are the perfect project for spring, and can be turned into all sorts of accessories, cards and home decorations. Plus, they're quick to stitch and use an irresistible Italian colour palette. *Bellissimo!* ●

Need to know

Stitch Time

2-6 hours each

Stitch Types

Whole cross stitch, backstitch



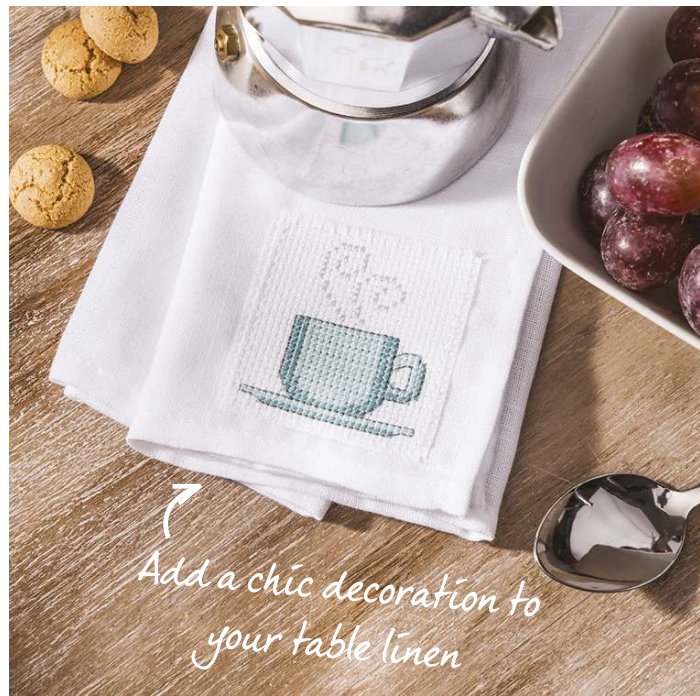
Shopping List...

Threads - Stranded cotton as listed in the key

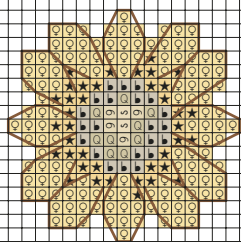
Needle - Size 24 tapestry needle

Fabric - Zweigart 14-count white aida and plastic canvas measuring a maximum of 15x15cm (6x6in) each for most designs, available from Sew and So. To buy visit www.sewandso.co.uk or call ☎ 0800 013 0150

Extras - Craft Creations square aperture card (AP10U) in white (30). Visit www.craftcreations.com or call ☎ 01992 781 900 to buy; all other items either handmade or from local stores




1



2




3



4

► Add an Italian flavour to your kitchen by stitching Tuscan villas onto a tea towel

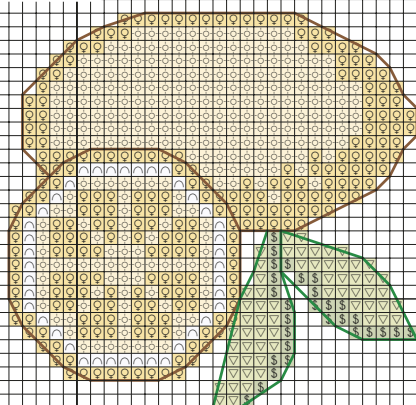
5



7

► Stitch up these herb motifs to decorate some plant pots for your windowsill!

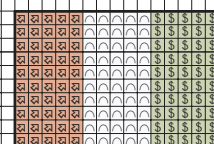
6



8

► Decorate a cotton tote bag with gelato to make a sweet shopper for a little girl

9



10

► Use the alphabet below to personalise your gifts with Italian words and phrases

11

ABCDEFGHIJKLMNOPQRSTUVWXYZ
abcdefghijklmnopqrstuvwxyz
opqrstuvwxyz

Italian motifs

✱ Cross stitch in two strands

	DMC	Anchor	Madeira
⌒	B5200	1	2401
J	168	1096	1708
⌒	169	1040	1707
♥	304	19	511
A	352	9	303
Q	420	374	2104
S	422	943	2102
⌒	550	102	714
÷	552	99	713
I	554	90	711
P	598	1062	1111
★	742	303	114
♀	743	302	113
☀	745	300	111
☾	747	158	1104
*	762	234	1804
⌒	869	375	2105
♦	3345	268	1406
\$	3347	265	1408
▽	3348	264	1409
⌒	3770	1009	2314
⌒	3799	236	1713
⌒	3801	1098	411
⌒	3828	373	2103

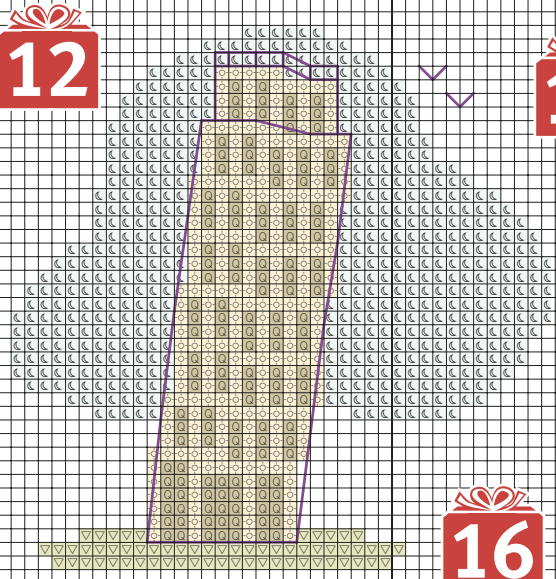
✱ Backstitch in one strand

—	169	1040	1707
—	420	374	2104
—	869	375	2105
—	3345	268	1406
—	3799	236	1713
—	3801	1098	411

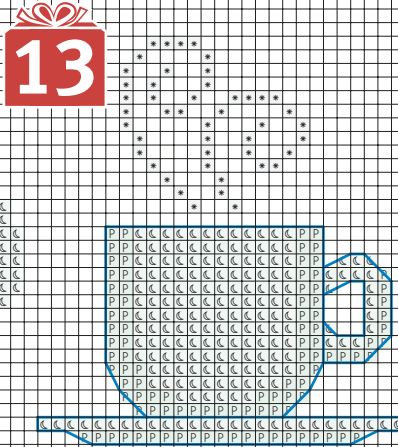
✱ Whole stitches only

Max. stitch count 40 (h) x 59 (w)
Design area on 14-count fabric
7.5x10.5cm (2¾x4¼in)
Stitched by Charlotte Hodgman

12




13



14

► This moped will make a really cool bon voyage card for a soon-to-be adventurer


15



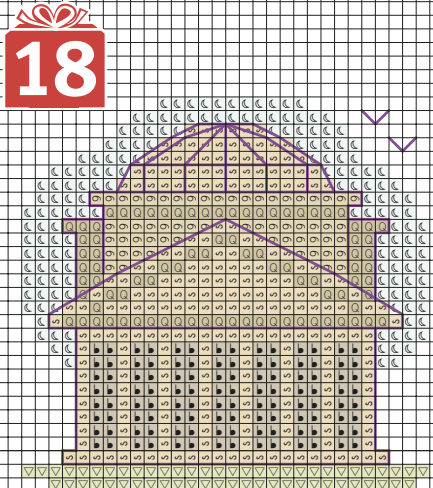
17

► Combine your favourite motifs to make your own unique Italian sampler


16



18




19



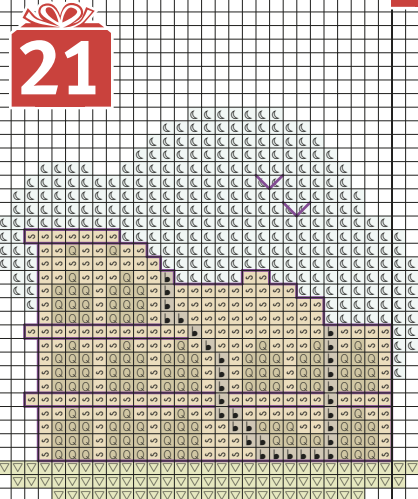
20

► Turn our intriguing mask designs into party invites that are too good to turn down!


22



21



23




24

► Frame five motifs individually to make a set of mini pictures for a staircase wall


More charts over the page



25

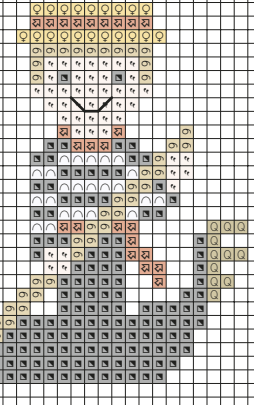


26



27 ▶ Stitch a selection of food motifs to make fridge magnets for a housewarming present

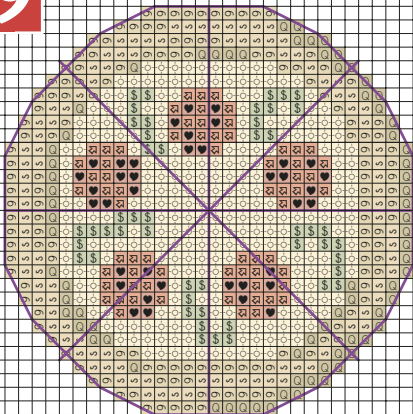
28



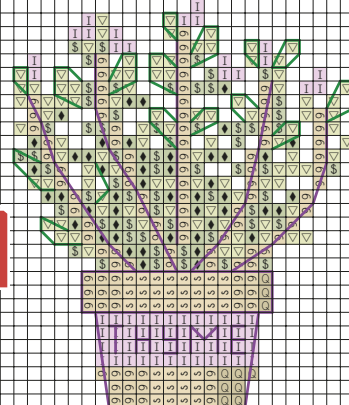
30

▶ These vibrant designs look great in Italian red and green cards and frames


29



31



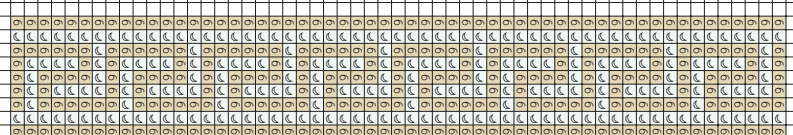
32




33

▶ Use smaller motifs to make coasters and keyrings. They'll be small enough to post!

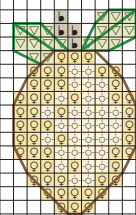
35



34




36




37

▶ Stitch a glass of red wine to add a personal touch to the front of a wine bottle gift bag

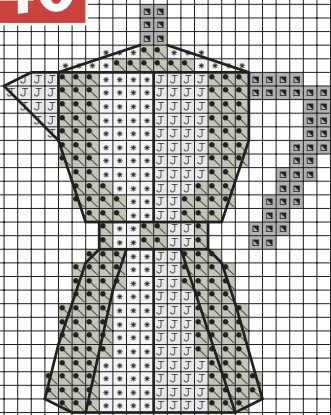
38



39



40



41

► Make Italian bunting by patching motifs onto fabric triangles or squares

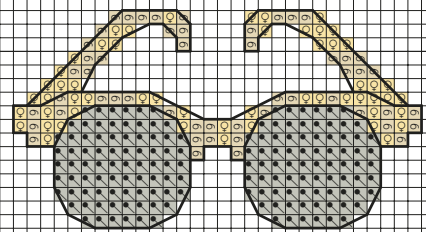
42



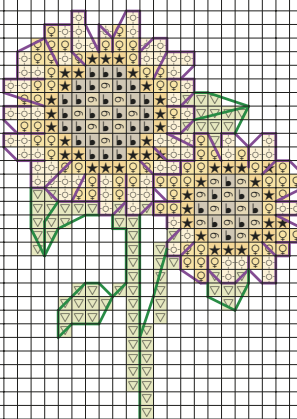
43

► Fill a recipe book full of Italian delights and decorate the cover with a Tuscan scene

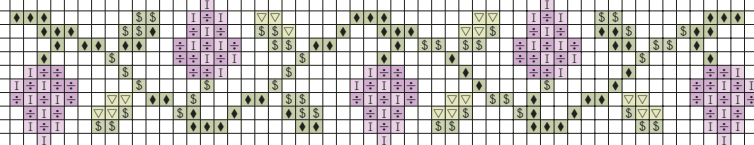
45



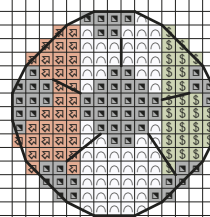
46



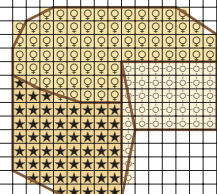
47



49



50



48

► These beautiful sunflowers will make a lovely gift tag to attach to the real thing!

Look inside

Ideal for storing stitchy bits and bobs when you're on the go, the Ava Pocket Tin by Belle & Boo will fit perfectly in your pocket. Thanks to this £1.99 tin, you'll always be able to find a spare needle, thread or button!

To buy, visit www.belleandboo.com or call ☎ 0117 924 6382



Roaring 20s

These stylish ladies are dressed to the nines and ready for a swinging good time! 1920s Cocktail Dress and 1920s Day Dress, both designed by Vanessa Wells, will have you stepping back in time to join them. Each lady comes either as a kit for £18 or as a chart for £6.50 from Goldleaf Needlework. Stitch your favourite, or put these two dames on the same piece of aida as a stylish tribute to an unflappable friendship!

To buy, visit www.goldleafneedlework.co.uk or call ☎ 01482 571 120



This month's Must-haves

Alison has searched all over for fab springtime treats just for you – have a look at what she found!



Twinkle toes

If you fancy a fresh new take on a birth sampler, you'll love this Mini Baby Sampler Kit, which comes with a full alphabet. Choose from a blue, pink or green kit for £12.50 each.

To buy, visit www.notonthehighstreet.com/stitchkits



Hippity hop

The Easter Pug Mini Cross Stitch kit is a tiny 7.5x7.5cm (3x3in), but it's big in cuteness!

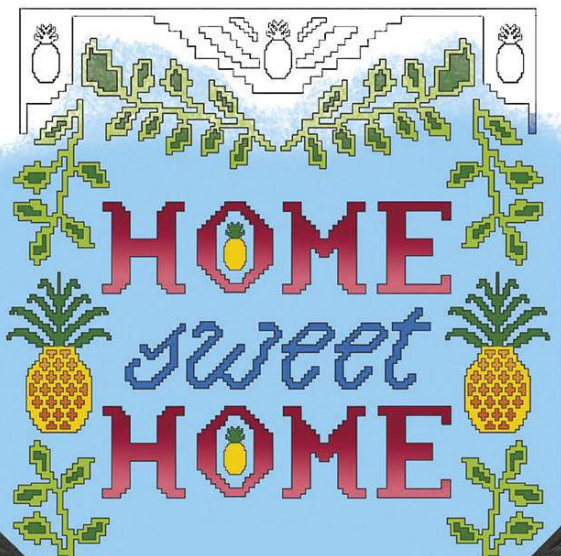
To buy, visit www.hobbycraft.co.uk or call ☎ 0330 026 1400

Remember When

ADULT COLORING BOOK

Nostalgic Scenes to Color
from Yesteryear

Cross-Stitch Samplers



CRAZY
LOVES!

Crafty combo

Enjoy traditional cross stitch samplers in a whole new way with this fun colouring book by Jessica Mazurkiewicz. When you need a break from stitching, break out your coloured pencils and fill in classic designs and sayings like 'Home sweet home' and 'An apple a day'. Be sure to check out her edgier colouring book of cross stitch samplers, *Bless This Mess*, due to come out in April 2017.

To buy, visit www.amazon.co.uk

Jolly pals

Karen Carter's new trio of animal designs is full of springtime fun! In *Floating, Patch and Peeping*, available as kits from Heritage Crafts, Karen's cute cat, dog and bunny are having all sorts of adventures. These quick stitches will delight children of all ages, so use them for cards or place them in little frames for all to enjoy.

To buy, visit www.hcrafts.com or call ☎ 01889 575 256



CRAZY
LOVES!

Grow the love

You won't need green fingers to make this garden grow! The Stitching Shed's newest kit, *Flowers of Love*, just needs a little patience and, yes, love. The kit, which costs £17 and measures 24x11.5cm (9.5x4.5cm) when finished, will be the perfect vibrant project for the warmer seasons.

To buy, visit www.thestitchingshed.co.uk or call ☎ 07876 023 302




ShoppingHeaven

3 OF THE BEST... THREAD PACKS

STITCH THE RAINBOW

With 36 eight metre skeins in radiant shades, this Rainbow Embroidery Floss thread pack will excite and inspire you. These cottons will make your stitches unique!

To buy, visit www.hobbycraft.co.uk or call ☎ 0330 026 1400



IN THE BEGINNING

We love Tatty Teddy here at Crazy, so what could be better than this thread pack from Me to You? This special starter pack has Tatty Teddy threads, charts and an alphabet to stitch.

To buy, visit www.johnsoncrafts.co.uk

COLOUR FANTASY

The cotton skeins in this Taffy Pull colour pack change from light to dark and light again to create a stunning ombré effect. With this floss, your project is sure to be one of a kind!

To buy, visit www.sublimestitching.com



Crafty corner



Celebrate your stitching space and enjoy hours of comfy crafting with this bright and modern cushion!
Designed by Emma Congdon

Create a little something for yourself with this colourful chart, perfectly designed to celebrate your creative space! Whether you're lucky enough to have your own craft room or just have a spot on the sofa for stitching, decorate your happy place with this gorgeous calligraphy-style cushion. As well as the perfect words, this design also contains cotton reels, a thimble and a pin cushion,

Need to know

Stitch Time

20 hours (approx)

Stitch Types

Whole cross stitch, fractionals, backstitch, French knots

all of which could be stitched individually to make cards and gifts for stitchy pals. ●

ShoppingList...

Threads - Stranded cotton as listed in the key

Needle - Size 24 tapestry needle

Fabric - Zweigart 14-count white aida measuring 33x33cm (13x13in). To buy, visit www.sewandso.co.uk or call ☎ 0800 013 0150

Extras - 2 metres of medium pom-pom trim in Turquoise. To buy, visit www.ricketyrose.co.uk or call ☎ 01367 250 034; backing fabric of your choice and a cushion pad to fit from local craft stores

Choose your favourite fabric or match it to your décor





ReaderSays...



I need to make this cushion for my seat on the sofa straight away! Stitching is definitely my happy place,

it takes my worries away. I love the choice of colours in this design, too!

Natalie Trenner, Essex

Happy place cushion

✖ Cross stitch in two strands

	DMC	Anchor	Madeira
\$	166	280	1611
÷	208	99	804
☆	307	289	104
J	318	399	1801
Q	415	398	1802
♥	603	55	505
w	604	50	614
A	605	1094	613
s	677	886	2207
■	844	1041	1809
☾	964	185	1112
▽	3819	279	1610
●	3837	111	713
□	3845	1089	1102
t	3846	1090	1103

✖ Backstitch in one strand

—	414	235	1714
—	603	55	505
—	844	1041	1809
—	3837	111	713
—	3845	1089	1102

✖ French knots in one strand


●	414	235	1714
●	844	1041	1809


✖ Contains fractionals

Stitch count 99 (h) x 100 (w)

Design area on 14-count fabric
18x18cm (7x7in)

Stitched by Judy Davies





There's More

Find more of Emma Congdon's stylish projects in past issues of *Crazy!* To buy back issues, visit www.buysubscriptions.com or call ☎ 01795 414 717.



► Mother's Day hoops, issue 226



▲ Art Deco gift ideas, issue 225



▲ Night sky quotes, issue 224

Crazy tip

Get 10% off Rickety Rose pom-pom trim when you use the code **CRAZY**

Cross Stitch Crazy

SAVE WHEN YOU SUBSCRIBE
to the digital edition of *Cross Stitch Crazy*

ONLY
£3.99
PER ISSUE!



SIMPLY
RETURN TO THE
HOMEPAGE TO
SUBSCRIBE

Bursting with simple and quick-to-stitch charts from all your favourite designers, **Cross Stitch Crazy** is perfect for stitching addicts just like you! Inside each issue, you'll also find all the latest must-buy products, expert tips and great giveaways.



Get **Cross Stitch Crazy** delivered direct to your device!
Simply return to the homepage to subscribe

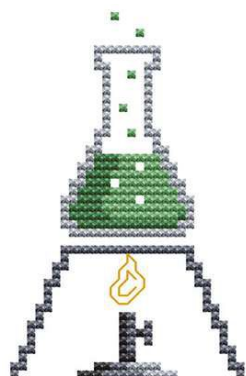
Now available on




zinio™

To subscribe to the print edition, call ☎ 0844 844 0388 or visit www.buysubscriptions.com/crazy

Previously you've been Crazy for...



Science
Issue 226



The Arctic
Issue 225



Hats
Issue 224

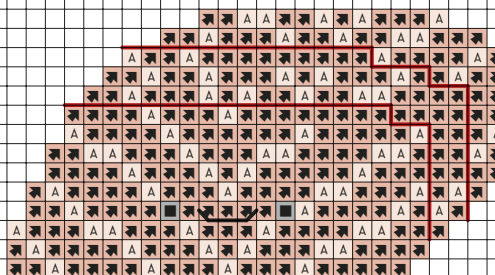
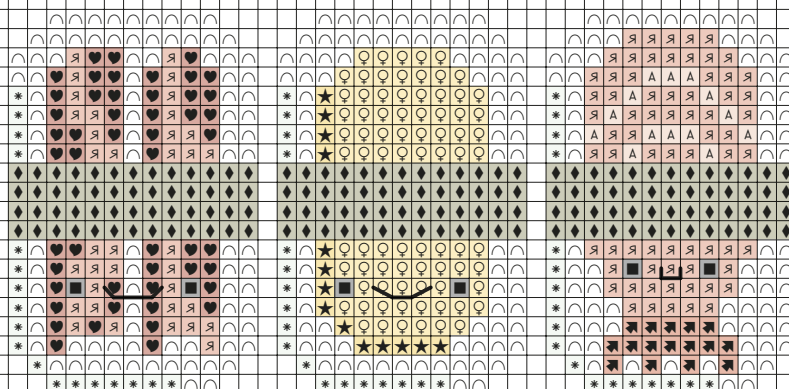


Sloths
Issue 223

Back issues!

Crazy hotline

☎ 01795 414 717



Kawaii sushi

✳ Cross stitch in two strands

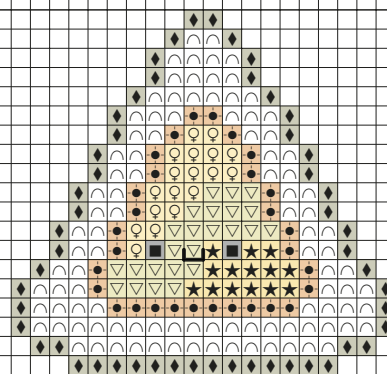
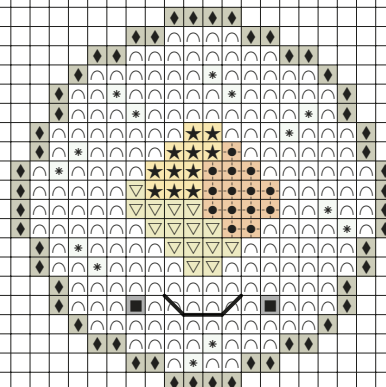
	DMC	Anchor	Madeira
○	blanc	2	2402
■	310	403	2400
♥	347	1025	407
☛	351	10	214
Я	352	9	303
A	353	6	2313
\$	470	267	1502
▽	472	253	1414
☼	721	324	308
★	725	305	113
♀	744	301	112
W	760	1022	405
♥	761	1021	404
K	801	359	2007
◆	937	268	1504
▬	938	380	2005
×	976	1001	2010
*	3072	847	1805

✳ Backstitch in one strand

—	blanc	2	2402
—	310	403	2400
—	353	6	2313

✳ Whole stitches only

Max. stitch count 40 (h) x 41 (w)
Design area on 14-count fabric
7.5x7.5cm (2¾x3in)




Crazy tip

Stitch dark colours first
and lighter colours last
to help keep your
threads pristine

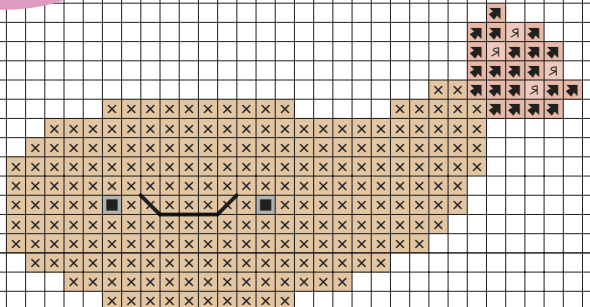
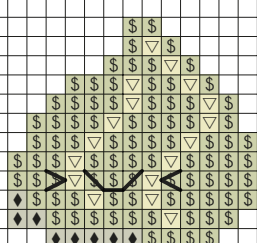
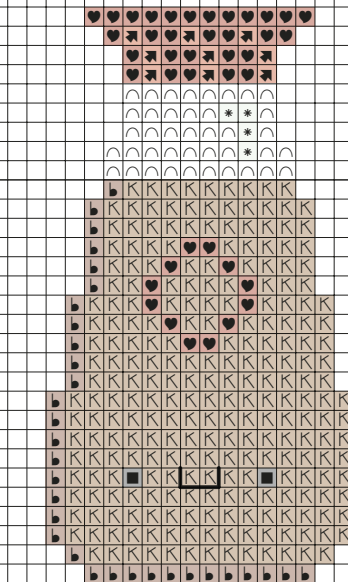
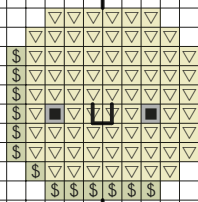
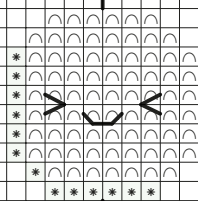
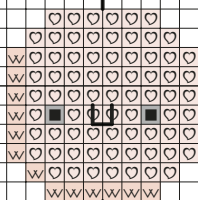
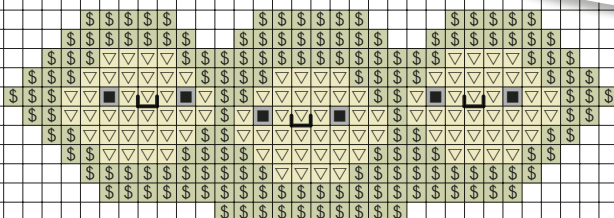
Crazy for... Sushi

These kawaii sushi motifs look good enough to eat – or to stitch! Add tasty cuteness to lunchboxes, cards and more

Designed by Mollie Johanson



*Reader's
pick!*
Requested by
BECKI HALER



What are you crazy for?

Tell us what you're mad about stitching! We'll gather together the most popular requests and ask one of our top designers to create a whole spread of designs – just for you!

Name and address.....

.....Postcode.....

Tel no.....

I'm crazy for.....

Because

Fill in and cut out this coupon (or photocopy it) and send it to:
Crazy for... Cross Stitch Crazy, Immediate Media Company Bristol Ltd,
2nd Floor, Tower House, Fairfax Street, Bristol BS1 3BN or email your
requests to: crazyfor@cross-stitching.com

NEW!

Alphabets Cross Stitch Favourites

Packed with abc charts for all occasions

Pre-order your copy today!

NEW ISSUE!

53 gift tag ideas

ABCs easy motifs for beginners

Adorable themes

- ✓ Floral
- ✓ Fairies
- ✓ Fun aliens

Alphabets Cross Stitch Favourites

Spring 2017 £4.99

The BEST collection of ALPHABET charts

467 must-stitch charts

Gorgeous designs for all stitchers

ONLY £4.99 (INC P&P)

Stitch with love

Sweet treats



Personalised gifts



Classic sampler



CUTE CRITTERS ✿ HOME ✿ FOLK STYLE ✿ FASHION

MIX N' MATCH LETTERS

Adorable woodland bunting

Get stitching:

- * Adorable baby sampler
- * Spring & summer birthday designs
- * Over 100 quick-stitch motifs
- * Easy gift tags
- * Cute characters to stitch
- * 50 + beautiful floral motifs

Cutest ever kitten

Stitch & send this pretty illustrated card today!

FREE CARD KIT



Inside your kit

- 14-count aida
- needle
- illustrated card
- envelope
- stranded cottons
- chart

FREE P&P + HELZ CUPPLEDITCH CARD KIT WHILE STOCKS LAST

Pre-order your copy today!

CALL 0844 844 0388 and quote 'Favourites 2017'

ONLINE www.buysubscriptions.com/craftspecial

Lines open weekdays 8am to 8pm and Saturday 9am to 1pm. Overseas please call +44 (0) 1795 414 676.

Free stitch kit available on direct orders while stocks last. EUR price £6.99, ROW price £7.99. All prices include P&P.

Piece of cake!



Whet your appetite for stitching with this quick and easy alphabet. Our scrumptious letters are worked in sugary shades and contain lots of sweet treats!

Designed by Fiona Baker

Need to know

Stitch Time 3-4 hours each
Stitch Types Whole cross stitch, backstitch

With so many people going bonkers for baking nowadays, this delicious alphabet adorned with cakes should go down a treat with friends and family members! Use it to customise cards and personalise presents, such as nameplates, banners, bunting, recipe books, or even a cook's apron. There's a swiss roll, macaroons, French fancies,

battenburg, cupcakes, fairy cakes and a gateaux here to tempt you! Don't be afraid to mix and match your desserts and thread colours to whip up your own unique creations.

This alphabet is as simple as it is sweet, made up of whole stitches and backstitch only. Even complete beginners can feel confident about making these initials and words. We guess you really can have your cake and eat it too! ●

ShoppingList...

Threads - Stranded cotton as listed in the key

Needle - Size 24 tapestry needle

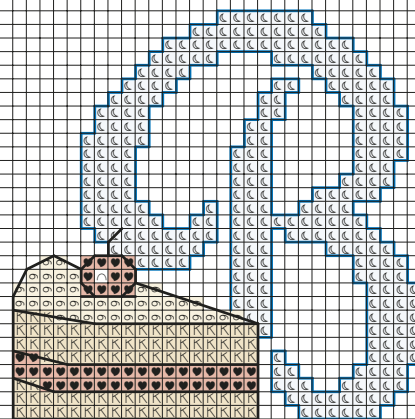

Fabric - Zweigart 14-count white aida measuring 15cm (6in) x desired length, or 10x10cm (4x4in) for each letter. To buy, visit www.sewandso.co.uk or call ☎ 0800 013 0150

Extras - Gütermann Ring a Roses Summer Loft fabric for backing; wadding and twine from local craft stores



Frame with pretty fabric for a homespun look





Cake abc

✕ Cross stitch in two strands

	DMC	Anchor	Madeira
∩	blanc	2	2402
∩	162	9159	1101
÷	210	108	802
∩	211	342	801
♥	351	10	214
☒	352	9	303
Q	437	362	2012
K	738	367	2013
∩	739	366	2014
●	742	303	114
☆	744	301	112
—	745	300	111
P	827	160	1013
◇	954	203	1207
?	955	206	1210
A	963	73	502
Я	3716	25	503
т	3756	1037	2504

✕ Backstitch in one strand

—	162	9159	1101
—	963	73	502
—	3799	236	1713

✕ Backstitch in two strands







—	351	10	214
—	744	301	112

✕ Whole stitches only

Max. stitch count 30 (h) x 32 (w)

Design area on 14-count fabric
5.5x6cm (2 1/4 x 2 1/4 in)

Stitched by Lisa Draycott


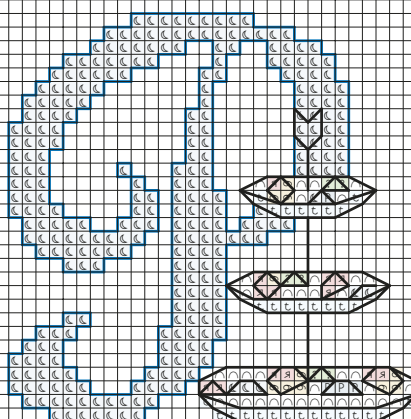

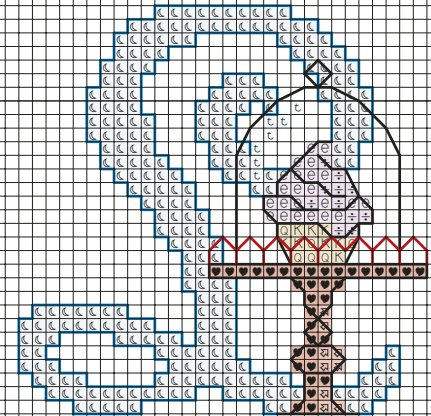
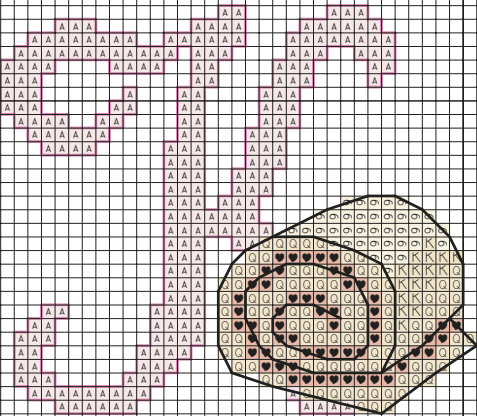


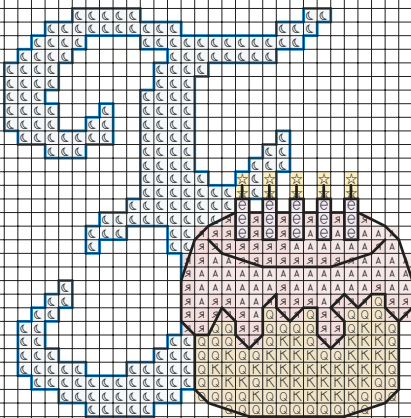
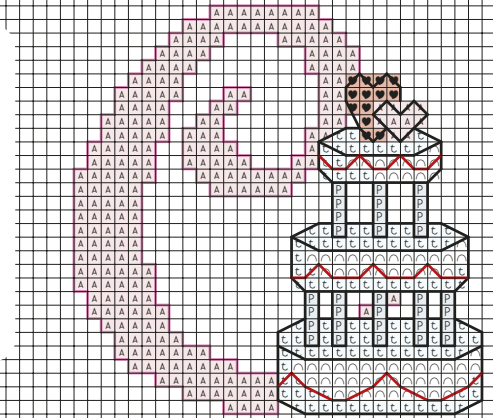



Alison Says...



I prefer stitching to baking, but if cakes are around I'm always happy to test them! These pretty letters are just the right size to make tags for birthday presents or wedding gifts.

Alison Maney, Production Assistant
Cross Stitch Crazy





Enter to WIN!

Send us a postcard, drop us a text or enter online for a chance to win great prizes!

£1,049
OF PRIZES TO
BE WON!



Creative Poppy Patterns vouchers!

We love the selection of charts available at www.creativepoppypatterns.com, so we're thrilled to have £25 vouchers to give away to 10 lucky readers! With designers including Shannon Christine, Lesley Teare, Barbara Ana and many more, our winners will be spoilt for choice. The difficulty will be in deciding which charts to choose from in this tempting array of downloadable goodies! For the chance to win, text **CSC227POPPY** your name, postal address and email address to **87474** (texts will be charged at 50p plus your standard network rate) or label your postcard 'Creative Poppy 227 giveaway'.

10 PRIZES
worth
£250

Weald of Kent Handmade Fair tickets!

Taking place from 29th April to 1st May, the Weald of Kent Handmade Fair is your chance to discover beautifully crafted British products at one of the most prestigious craft shows in the country. There will be over 250 stands and exhibitors, plus rural craft demonstrations, children's activities, cookery workshops, live music and much more! Visit www.thecraftshows.co.uk for more info. To win one of 15 pairs of tickets, text **CSC227FAIR** your name, postal address and email address to **87474** (texts will be charged at 50p plus your standard network rate) or label your postcard 'Weald of Kent 227 giveaway'.



15 PRIZES
worth
£150

Jayne Schofield books!

Fill your home with delightful stitched motifs this spring with a gorgeous new book by popular *Crazy* designer Jayne Schofield! Published by Tuva (www.tuvapublishing.com), *Pretty Stitches* has a range of lovely themes including samplers, flowers, cupcakes, afternoon tea and more.

It's just the book to add to your cross stitch library this season, and we've got copies to give away to 20 lucky readers. To win, text **CSC227JAYNE**, your name, postal address and email address to **87474** (texts will be charged at 50p plus your standard network rate) or label your postcard 'Jayne Schofield 227 giveaway'.



20 PRIZES
worth
£399

Bothy Threads kit!

One for you green-fingered stitchers, the delightful 'Dig!' design from Bothy Threads (www.bothythreads.com) is full of gorgeous details you'll love to stitch, from the pair of Wellington boots to the trug that's full of fresh vegetables. Stitched on 14-count cream aida, the kit contains everything you need to bring this blooming lovely design to life. To win one of 10 kits, text **CSC227BOTHY** your name, postal address and email address to **87474** (texts will be charged at 50p plus your standard network rate) or label your postcard 'Bothy Threads 227 giveaway'.



10 PRIZES
worth
£250

Terms and conditions

For individual competitions, texts are charged at 50p plus your standard network tariff rate. To enter by post, please write your name, address and chosen competition on a postcard and send it to: *Cross Stitch Crazy* 227, 2nd Floor, Tower House, Fairfax Street, Bristol BS1 3BN. The closing date for all entries is 11.59pm on the 1st April 2017.

Promoter: Immediate Media Company Bristol Ltd. Promotion excludes Immediate Media employees. Open to UK residents only. By entering, you agree to be bound by the rules of the promotion. Only one entry per person, per competition allowed. No responsibility accepted for lost, delayed, ineligible or fraudulent entries. Winning entries chosen at random from all eligible entries. Winners notified

within 28 days of closing date. The draw is final, no correspondence will be entered into. For details of winners, send an SAE within two months of closing date. If any winner cannot be contacted within one month of the closing date, the promoter will offer the prize to a runner-up. The promoter reserves the right to substitute the prize with one of the same or greater value, with no cash alternative. By

entering this competition you agree to receive newsletters, future offers and promotions from Immediate Media Company Ltd and related third parties. If you do not want to receive this information, please add 'NO INFO' at the end of your text message or on your postcard. For customer care issues, please call the *Cross Stitch Crazy* team on 0117 933 8023.

 You can also enter for free online at www.cross-stitching.com/win

Boho chic



Add a wow factor to your accessories with these gorgeous coin purses, stitched onto stylish black aida

Designed by Jody Rice

Need to know

Stitch Time 4-5 hours each

Stitch Types Whole cross stitch





Make one of these retro purses for yourself or give as a gift!

Dive into a bohemian world bursting with retro style when you stitch up these stunning folk florals! Inspired by the bold colours and patterns of the 1970s, Jody Rice has created six gorgeous charts that require whole stitches only.

If you've never stitched onto dark coloured aida before, then this is your chance to try! Work

in good light, as the holes in the fabric can be a little harder to see. The bright threads of sunflower yellow, fresh green and earthy pinks make it easier to work against the black, though, so you'll soon be whizzing through these pretty charts. Turn to page 47 to learn how to create your own coin purse, or turn your stitching into bunting to adorn your home! ●

ShoppingList...

Threads - Stranded cotton as listed in the key

Needle - Size 24 tapestry needle

Fabric - Zweigart 14-count black aida (720) measuring 25x25cm (10x10in) for each design.


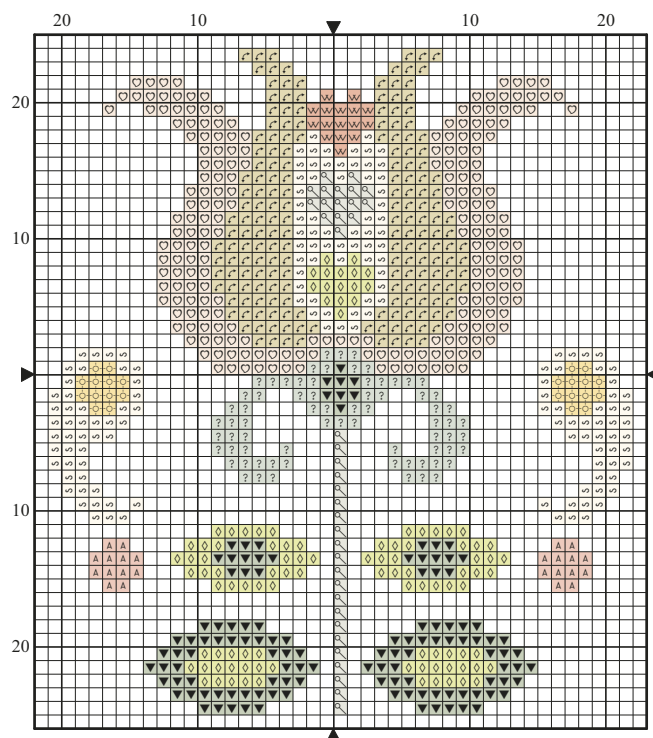
To buy, visit www.sewandso.co.uk or call


☎ 0800 013 0150

Extras - Brass sew-in no loops purse frames measuring 108mm (4¹/₄in) from Bag Clasps Ltd.

To buy, visit www.bag-clasps.co.uk or call

☎ 01253 590 188





70s style purses

✕ Cross stitch in three strands

	DMC	Anchor	Madeira
▼	163	876	1703
W	350	11	213
A	352	9	303
\$	470	267	1502
?	503	875	1702
Q	647	1040	1813
S	712	926	2101
⊙	728	305	107
↶	832	907	2509
↳	898	360	2006
●	900	326	208
☆	922	1003	2306
♡	967	6	304
♥	3721	896	810
◇	3819	279	1610

✕ Whole stitches only


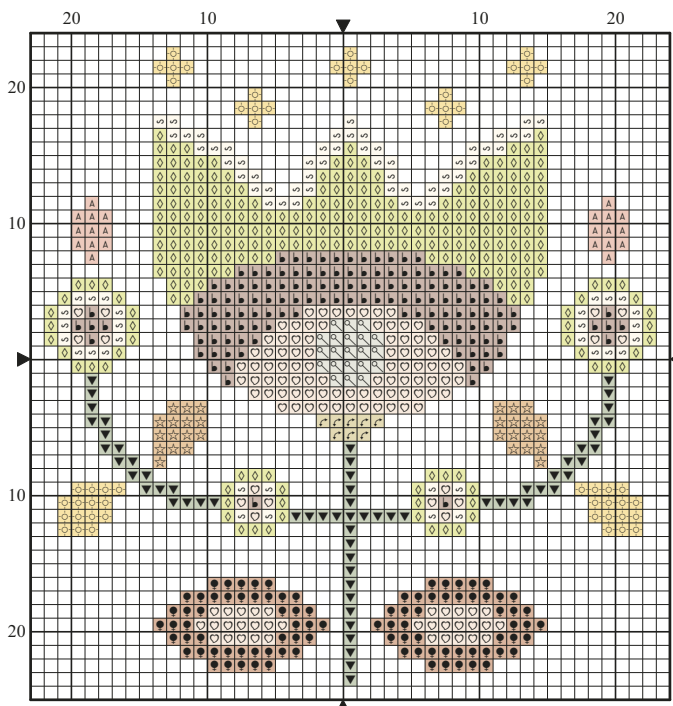
Max. stitch count 49 (h) x 49 (w)


Design area on 14-count fabric
9x9cm (3½x3½in)

Stitched by Debbie Harding

Crazy tip

While stitching, put white paper behind the black aida to distinguish the holes








LeelaSays...



I can't wait to get started on these retro florals. Instead of turning them into purses, I'd like to make

them into a series of mini pictures to decorate my craft room wall.

**Leela Roy, Designer,
Cross Stitch Crazy**



How to make... boho chic purses



1 Use a cool iron to press the reverse side of your finished stitching, then back the stitched piece with a piece of medium-weight black iron-on interfacing.



2 Visit cross-stitching.com and click on Charts & Patterns to download the template. Use it to cut out the stitched piece and backing fabric. The design must be within the dotted lines.



3 Fold over the notched pieces and use an iron to press down, as shown. Stitch the notches in place, taking care to stitch as close to the top folded edge as possible.



4 Place the front and back pieces of the purse together, with right sides facing, then stitch around the bottom curve, stopping at the notches. Turn through and press.



5 Insert one side of the purse into the clasps and loosely tack in place. This will ensure the purse is centred and will make the next step much easier.

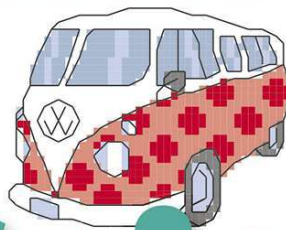


6 Use a complementary colour thread to stitch through the holes in the clasp and attach securely in place. Remove the tacking stitches to finish, then repeat for the other side.

Order
your copy
today!

A super stitch for every day of the year!

365 CrossStitch designs



365
patterns
inside!

A design for every day of the year!

Happy birthday • Mother's Day • Easter • Cards & gifts for men
New baby • Wedding day • Alphabets • Quick and easy motifs and more...

Only
£8.99

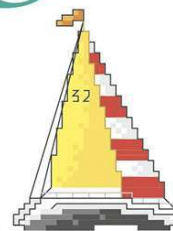
365 CrossStitch designs

NEW
FOR
2017!
Volume
Six



Only
£8.99
incl p&p

Get your hands on
the 2017 issue – it's
packed with 365
must-stitch patterns.



- * Find the perfect stitch for every occasion - birthdays, Mother's Day, weddings, new baby, thank you and more
- * 365 beautiful designs from the UK's best designers
- * Projects arranged in seasons, from springtime Easter cards, right through to Christmas decorations
- * 148 glossy pages with beautiful photography
- * Must-stitch projects for every level of cross stitcher - from beginners to experts



365
patterns
inside!



All Our Yesterdays



Stitch the seasons

Designs by

* Faye Whittaker
* Susan Bates
* Lucie Heaton
* Dorene Jones
* Rhona Norrie
* Maria Diaz

Perfect for
your mum



Delftware scene



Quick gift ideas



Christmas sampler



Packed with projects from the UK's top designers



The ultimate magazine for cross stitchers – don't miss it!

Order your copy now

CALL 0844 8440388 and Quote '365 Cross Stitch Designs 2017'

ONLINE www.buysubscriptions.com/craftspecial

Lines open weekdays 8am to 8pm and Saturday 9am to 1pm.

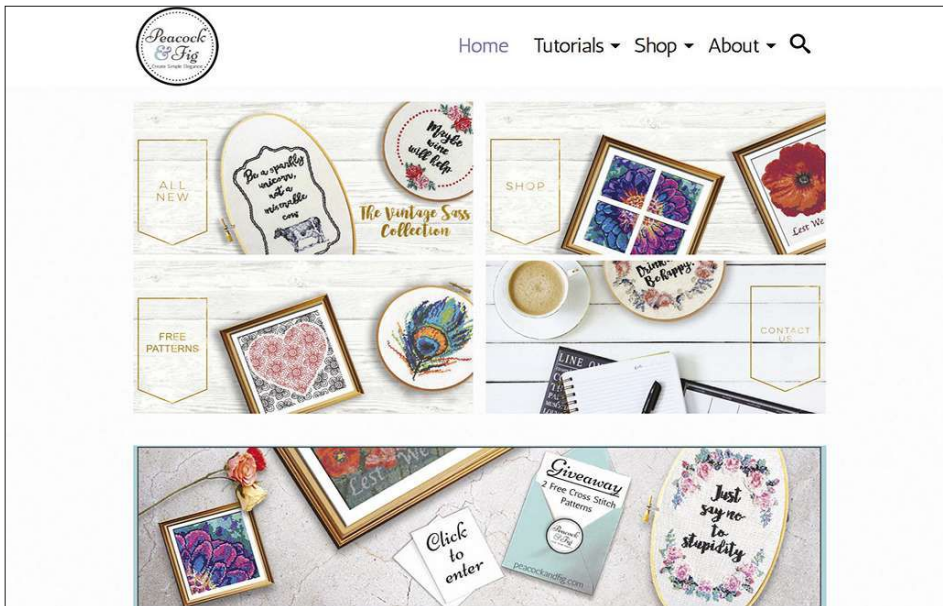
Overseas please call +44 (0) 1795 414 676. EUR price £11.99, ROW price £12.99. All prices include p&p.

Please allow up to 14 days for delivery.



Join us online...

With the best gossip on social media plus top blogs and sites, get online with *Crazy* and get inspired!



PEACOCK AND FIG

Peacock and Fig is the online home of cross stitch designer, expert tutorial creator, artist and Canadian military veteran Dana Batho. Her how-to videos, released every month, will answer all your stichy questions, while her collection of charts will have you doubling the size of your wish list! Her latest collection, Vintage Sass, has quickly become well-loved for its combination of traditional design and fiesty phrases like 'Just say no to stupidity' and 'Maybe wine will help'. Join the fun and visit Dana online at her website www.peacockandfig.com

The twittersphere

What you've been tweeting about!



► Determined to finish this design from Stitchrovia and get it framed. It'll be the first thing on the wall in our new house!
@HelenRibee

► Halfway through the bathroom sampler for my daughter-in-law's birthday. Started it over a week ago!
@mrs_shaune

► So happy that *Crazy* has recruited Lee Holland! He has become one of my favourite cross stitch designers.
@_diminuta

Facebook chat

Here's what you've been chatting about this month!



► Finally finished my Noah's Ark sampler. Even managed the French knot eyes, although I now have several holes in my fingers!

Joanne Walker

► When the latest edition of *Crazy* dropped on the mat yesterday, I knew exactly what I wanted to make the lovely free gift heart into. I chose to stitch the blue bird design and mounted it on a wooden trinket box!

Cassie Ruth

► Last night I finished Bothy Threads' Exotic Birds! Really enjoyed this one.
Emma Wright

Most liked...



Posted by Bernice Woodhouse on *Crazy's* Facebook wall: "Hi! I just had to share this with you. Another finish from *Crazy* magazine!"



Download of the month

www.cross-stitching.com

Time to get those Easter cards ready with this fun trio of blackwork charts! Visit 'Charts & Patterns' and search for 'Blackwork'.



Tutorial of the month

www.designsponge.com

Jessica Marquez of lifestyle website Design Sponge has all the tips and tricks you need to create giant cross stitch wall art!



Pin of the month

www.ullastinawikander.com

Artist Ulla-Stina Wikander covers everyday items in stitching, such as this telephone, for example. Or a typewriter. Or a hairdryer...

GET IN TOUCH!

f facebook.com/crossstitchcrazy

t twitter.com/crazy_magazine

p pinterest.com/crazymagazine

Make a splash!



If you like adorable animals, you'll love the rainy day antics of these sweet pals
Designed by Lee Holland

These animals are perfectly happy getting caught in the rain – after all, puddles are the best thing about April showers! Indulge your inner child when you stitch our adorable chick, piglet, lamb and bunny, all toggled up for outdoor fun. They're ideal for bad weather days, as each one can easily be completed in a weekend. Intermediate stitchers will find these a breeze, while

Need to know

Stitch Time
6-7 hours each (approx)
Stitch Types
Whole cross stitch, fractionals, backstitch, French knots

newbies looking to stretch their skills will enjoy learning fractionals and French knots. ●

ShoppingList...

Threads - Stranded cotton as listed in the key

Needle - Size 24 tapestry needle



Fabric - Zweigart 14-count white aida measuring 20x20cm (7³/₄x7³/₄in) for each design. To buy, visit www.sewandso.co.uk or call ☎ 0800 013 0150

Extras - 4in wooden embroidery hoops from Sew and So; white paint, felt for backing and ribbon of your choice from local craft stores



A white hoop makes the colours in these projects really stand out



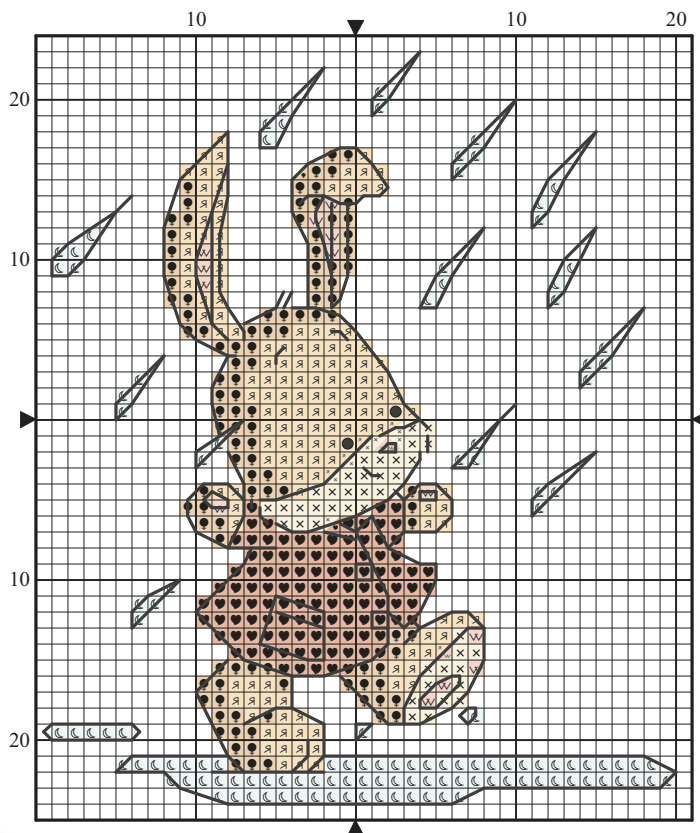
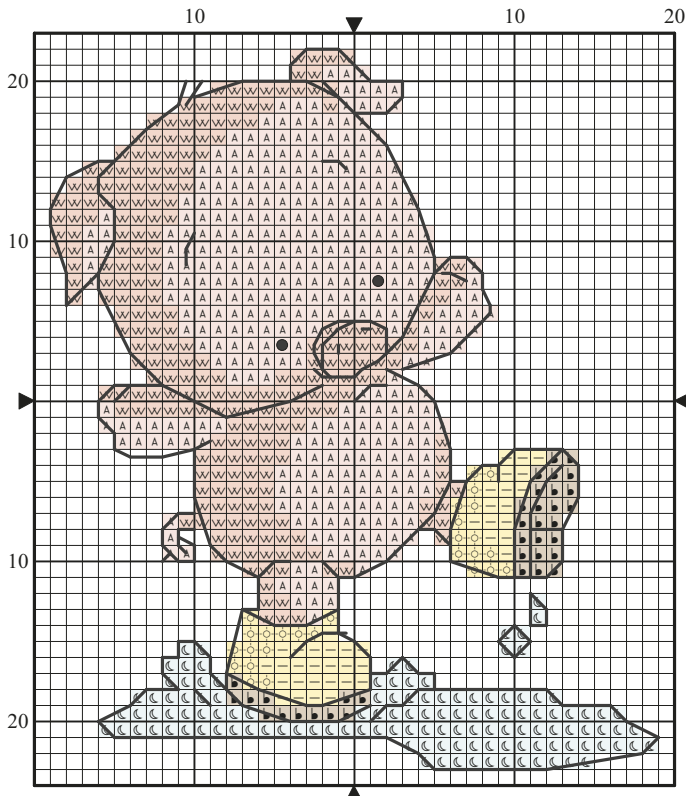


ReaderSays...



I love to stitch little animals and creatures, and these would be great as springtime hangings or

even as birthday cards. They're very cute and seem so versatile!
Jenna Bricklebank, Watchfield



April shower animals

✦ Cross stitch in two strands

	DMC	Anchor	Madeira
♥	350	11	213
Я	402	1047	2307
5	712	926	2101
♀	725	305	113
☼	726	295	109
—	727	293	112
Q	738	367	2013
x	739	366	2014
w	760	1022	405
A	761	1021	404
⊠	798	131	912
☾	800	144	908
t	809	130	909
▣	841	1082	1911
\$	906	256	1410
◇	907	255	1308
•	950	4146	2309
+	3064	883	2312
●	3776	1048	2306
☆	3825	336	302

✦ Backstitch in one strand

—	3799	236	1713
---	------	-----	------


✦ French knots in one strand

●	3799	236	1713
---	------	-----	------

✦ Contains fractionals

Max. stitch count 47 (h) x 44 (w)
Design area on 14-count fabric
8.5x8cm (3 1/2 x 3 1/4 in)

Stitched by Charlotte Hodgman





From cross stitch to catwalk!

We show you how to take your stitching off aida and onto your favourite clothes...

▲ DMC have a range of Magic Sheets in different designs

There's no better way of showing the world that you love stitching than by displaying it on your clothes! Personalising items with cross stitch is a fun way to create unique pieces that are sure to get you – and your stitching – noticed. We chatted to *Crazy* readers to find out what they've made and hear their tips for creating a new stitchoy wardrobe...

A world of opportunities

"I love stitching on clothing!" enthuses Chanda VanDuser from Virginia, USA. "I've made so many t-shirts I need to figure out how to get my waste canvas wholesale!" The possibilities are endless, from adding a simple motif to a jumper to a more complex design, such as the stunning dreamcatcher denim jacket created by Sarah Rose, a stitcher from Ohio, USA.

Personalised clothing can be a great way to mark a special event. For Emma McEntee, it was a trip to Disney World that inspired her. "I wanted to customise a top to wear on my holiday, and found a chart on the Disney Family website," she explains. Emma's so pleased with the results of her Finding Dory that she's planning on making more customised Disney tops for her trip.

Stitched clothes are also a lovely gift for friends and family, and one they're sure to treasure. Reader Jenna Bricklebank created a special Father's Day present when she

stitched her dad's family nickname onto a pair of socks. "He still wears them to this day and they're three years old now, so they must have been done quite well to manage all those washes!" Jenna's uncle was so impressed that he asked for his own Manchester United customised pair.

Now you see it...

In order to cross stitch on clothing, you'll need to create a temporary grid to help you place your stitches. This can be done using either waste canvas or soluble aida.

Waste canvas is made up of woven threads that are held together with starch. You stitch through this onto your item of clothing. When finished, dampen it slightly with water and remove the threads to leave behind your design. Waste canvas comes in various counts including 10, 14 and 25 from brands like DMC and Zweigart.

Soluble aida is made by DMC, and as the name suggests, is an aida that dissolves after you've used it. Available in 14-count, soluble canvas is made from a thin, transparent material that disappears when washed in warm, soapy water.

It's up to you which type you use. "To make a pinafore for my friend's daughter, I used waste canvas," says Caroline Edwards, a *Crazy* reader from

▲ Cross stitch can easily be added to t-shirts like these



How to stitch on clothing

- 1 Cut a piece of soluble aida or waste canvas to the size you need for your design.
- 2 Tack your aida or canvas onto your item of clothing, making sure that it's aligned correctly and firmly attached on all edges.
- 3 Stitch your design as you would on normal aida or evenweave. Use a stabbing motion and aim for the centre of each canvas square.
- 4 If you're using soluble aida, wash your design according to the instructions on the packet to dissolve the grid. Remove the tacking stitches. If you're using waste canvas, dampen it with water from a spray bottle. Fray one edge and remove all the waste threads using a pair of tweezers, then remove the tacking stitches.
- 5 If required, hand wash and iron your item of clothing. Then you can sit back and enjoy the compliments!

▲ When stitching on denim like Sarah Rose, you need a hefty needle

Pembrokeshire. "I tend to use this for larger projects and soluble aida for smaller items such as shoes and coin purses. Waste canvas is cheaper, too, so it can be more cost effective."

Chanda, however, favours soluble aida. "I use it almost exclusively when working on clothing because you're less likely to have your stitches go awry than you are with waste canvas, where the strings can move." If you're using soluble aida on a delicate fabric such as chiffon, do a test patch to

“ To start with, make sure your canvas is centred on the design area ”

make sure it doesn't leave a residue.

You might also like to try DMC's Magic Sheets, which are adhesive sheets of soluble aida with a chart pre-printed onto them which wash away like soluble aida.

Tips for success

If you're new to stitching on clothing, our readers have some tricks to get you going. "To start with, make sure your canvas is


centred on the design area and not askew," advises Chanda. With both waste canvas and soluble aida, you'll need to tack it into position on the item before you begin to ensure that your stitching goes through evenly and it doesn't slip while you stitch.

It can be helpful to use a hoop or a frame to aid with tension, but make sure you're happy with the placement before you tighten it – something Caroline learned the hard way. "I once stitched something without checking this and the design went off at an awkward angle," she says.

For her projects, Sarah adds a layer of lightweight interfacing to the back of the fabric. "For stitching on denim or heavier fabrics, you'll need a stronger, sharper needle than usual. Be sure not to pull the stitches too tightly, and weave the loose

ends in neatly," she says. She also advises stitchers to 'triple check!' that their design will fit on the fabric and to keep extra pieces of waste canvas for future use.

Inspired to personalise your clothes? We'd love to see what you create, so do send in any photos of your creations to rachel@cross-stitching.com and you could see them in a future issue! ●



► Caroline Edwards stitched on this pinafore for her friend's daughter



Teenage kicks



Cool kids will love these bold music motifs on their cards and tags – perfect for budding rock stars!

Designed by Durene Jones

Finding the perfect stitch for teens can sometimes be tricky, but Durene has found a solution with these fab rock band designs. Whether you need ideas for birthdays, thank you cards or invites, these appealing charts will be a smash hit!

Our quick-to-stitch motifs are worked in whole stitches and backstitch only, so even beginners can create these fun

Need to know

Stitch Time

3-6 hours each

Stitch Types

Whole cross stitch, backstitch

cards. Experienced stitchers will need only one evening to make a card that rocks! ●

ShoppingList...

Threads - Stranded cotton as listed in the key

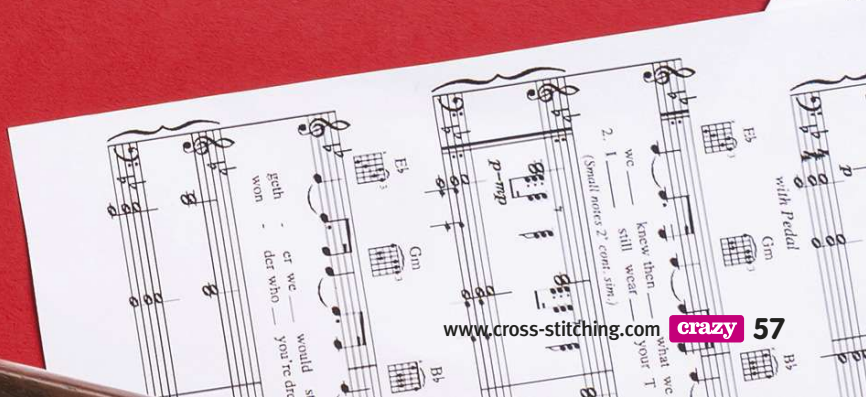
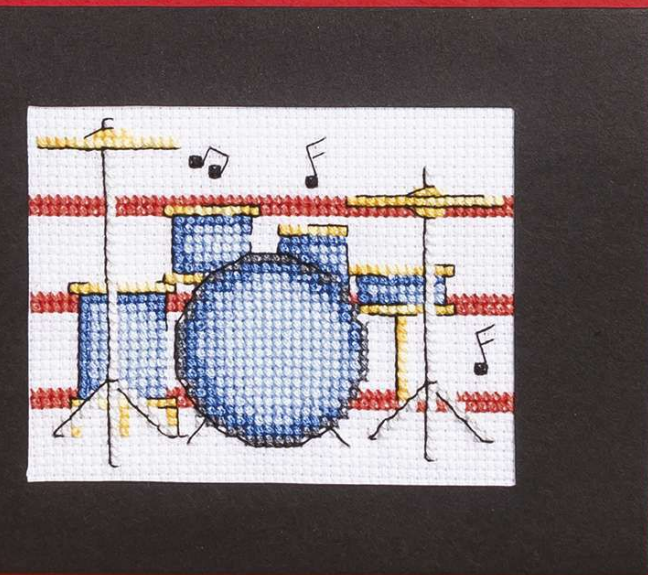


Needle - Size 24 tapestry needle

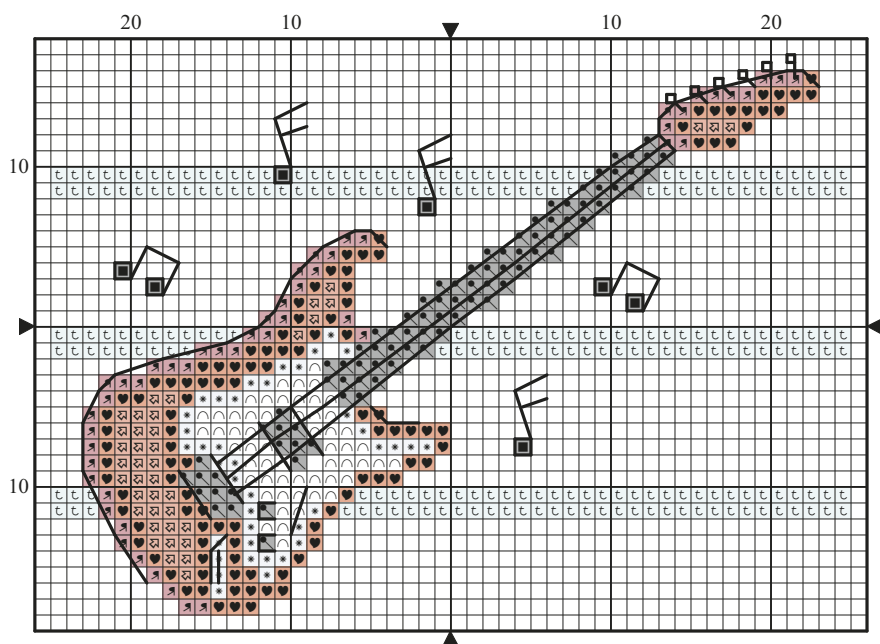

Fabric - Zweigart 14-count white aida measuring 15x18cm (6x7in) for each card and 10x10cm (4x4in) for each tag design. To buy, visit www.sewandso.co.uk or call ☎ 0800 013 0150

Extras - Black card cut to size and ribbon of your choice from local craft stores



Attach a paper
insert inside
your card to
write on





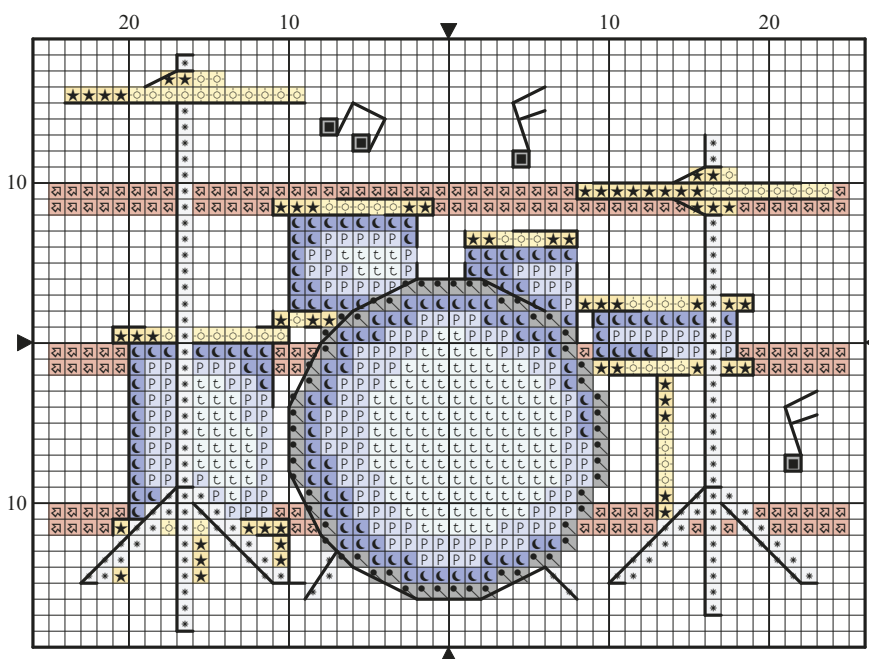
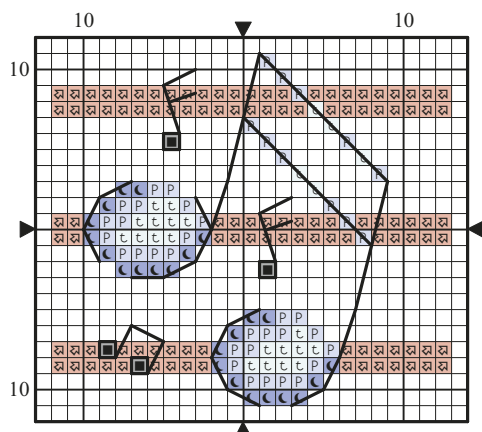
RachelSays...



I'm a huge fan of these cards and have lots of musician friends who will love them too! My other half

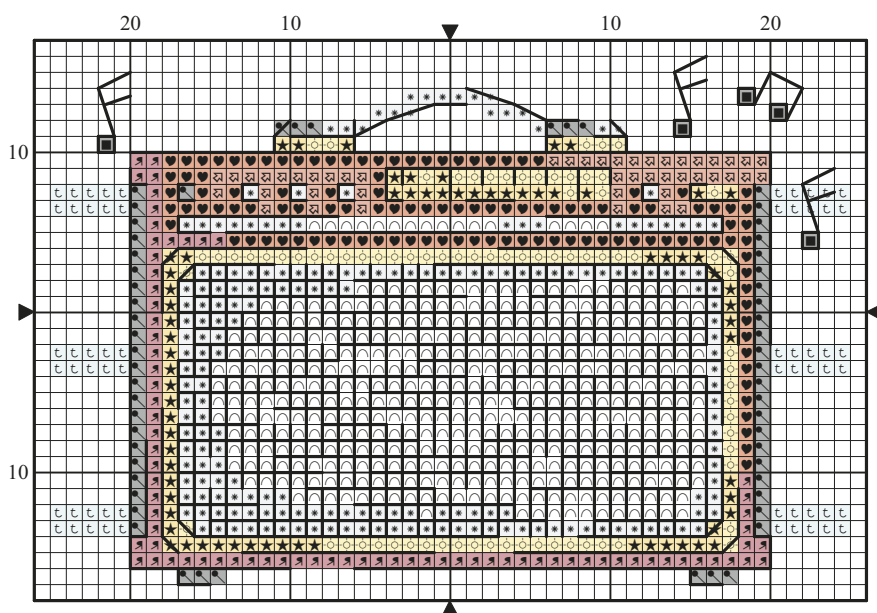
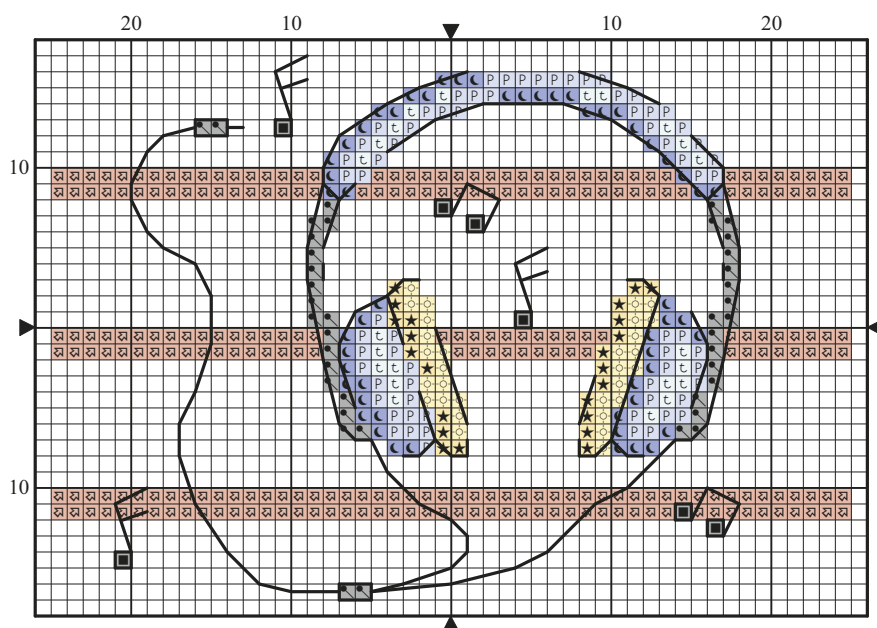
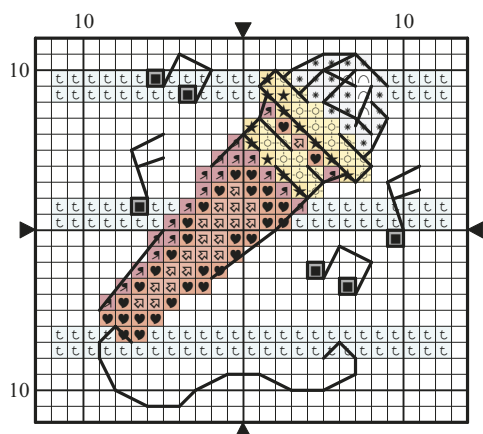
is a guitarist, so I'll definitely be using the Fender-inspired motif.

Rachel Beckwith, Editor,
Cross Stitch Crazy



Crazy tip

If you don't want to use black card, pick out another colour from your motif



Teen rock cards

✳ Cross stitch in two strands

	DMC	Anchor	Madeira
∩	B5200	1	2401
■	310	403	2400
♥	349	1098	212
✳	351	10	214
✳	413	236	1713
★	725	305	113
☼	727	293	112
*	762	234	1804
☾	798	131	912
t	800	144	908
P	809	130	909
✳	816	1006	513

✳ Backstitch in one strand

	310	403	2400
--	-----	-----	------

✳ Whole stitches only

Max. stitch count 36 (h) x 50 (w)
Design area on 14-count fabric
6.5x9cm (2½x3½in)
Stitched by Ruth Murphy

The perfect Mother's Day gift

MOTHER'S DAY
26 March 2017

SUBSCRIBE
& SAVE UP TO 50%

SPECIAL
OFFER

Receive a complimentary box of Guylian praline Sea Shells when paying by Direct Debit.

Treat your mum, or yourself, to a gift that lasts all year this Mother's Day - and receive a delicious box of Guylian Sea Shells when you subscribe by Direct Debit.*

Visit buysubscriptions.com/mothersday to see our full range of gifts

<p>A must for any mum who loves cooking</p>  <p>SAVE 37% £32.99 12 ISSUES</p>	<p>The UK's bestselling gardening magazine</p>  <p>SAVE 35% £34.99 12 ISSUES</p>	<p>Your guide to the countryside</p>  <p>SAVE 35% £37.99 13 ISSUES</p>	<p>For lovers of great design and collectors alike</p>  <p>SAVE 40% £32.75 13 ISSUES</p>	<p>The ultimate guide to the best TV</p>  <p>SAVE 45% £39.99 26 ISSUES</p>	<p>The essential wildlife guide</p>  <p>SAVE 35% £33.72 13 ISSUES</p>	<p>Inspiring trip ideas to the best destinations</p>  <p>SAVE 41% £28.99 12 ISSUES</p>
<p>Beautiful plants and gardens</p>  <p>SAVE 50% £29.25 13 ISSUES</p>	<p>Britain's bestselling history magazine</p>  <p>SAVE 40% £38.90 13 ISSUES</p>	<p>Cook, eat and explore</p>  <p>SAVE 42% £31.99 13 ISSUES</p>	<p>Living and loving handmade</p>  <p>SAVE 35% £41.99 13 ISSUES</p>	<p>Easy, everyday recipes for the family</p>  <p>SAVE 23% £22.99 10 ISSUES</p>	<p>A celebration of everything crochet</p>  <p>SAVE 35% £41.99 13 ISSUES</p>	<p>Bestselling classical music magazine</p>  <p>SAVE 40% £46.72 13 ISSUES</p>
<p>Stories of adventure and exploration</p>  <p>SAVE 36% £37.40 13 ISSUES</p>	<p>Fresh ideas with fabric</p>  <p>SAVE 40% £46.99 13 ISSUES</p>	<p>Designs and advice for every stitcher</p>  <p>SAVE 38% £39.99 13 ISSUES</p>	<p>Sharing your passion for fabric</p>  <p>SAVE 35% £41.99 13 ISSUES</p>	<p>The UK's best-loved knitting magazine</p>  <p>SAVE 40% £46.99 13 ISSUES</p>	<p>Stylish cardmaking ideas</p>  <p>SAVE 40% £46.99 13 ISSUES</p>	<p>Create beautiful quilts for your home</p>  <p>SAVE 40% £46.99 13 ISSUES</p>

TWO EASY WAYS TO SUBSCRIBE



Call the hotline now on
01795 414746*
and quote **MD17SP**



Order online
buysubscriptions.com/mothersday
and quote **MD17SP**

Remember, if you're ordering a gift, to select the issue after Mother's Day!

*This offer closes on 26 March 2017 and is valid for UK delivery addresses. Guylian chocolates will be delivered to the person paying for the subscription and is only available when paying by Direct Debit. Order before the 10 March 2017 to guarantee your chocolates arrive before Mother's Day. If placing an order as a Mother's Day gift, online or by phone, request the first issue after 26th March to ensure an issue is not despatched before that date. The discounts shown are savings calculated as a percentage of the full shop price, excluding Radio Times which is calculated as a percentage of the Basic Annual Rate. For overseas rates visit www.buysubscriptions.com/mothersday or call 01795 414 746. Should the magazine ordered change in frequency, we will honour the number of issues and not the term of the subscription. Radio Times subscriptions are for 26 weekly issues (6 months). The Basic Annual UK Subscription Rate of Radio Times is £142. This price is for 51 issues which includes the Christmas double issue and a contribution towards postage. *Calls will be charged at your local rate, calls from mobiles may vary.

Crazy's Angels



Send your stitching problems to *Crazy's Angels* and watch them leap into action!

A new challenge

Q To improve my stitching I'd really like to try an evenweave project, but I'm feeling a little daunted by it. Can you recommend a good beginner's kit or chart for me?

Madeleine Jordan, Oxfordshire

A How about this Ballet Silhouette kit from Lanarte, Madeleine? It's stitched in one colour only, so you can concentrate on the technique of stitching on evenweave rather than having to swap your threads all the time. It measures 11.5x14.5cm (4.5x5.7in) when finished, and is stitched on 27-count evenweave, so this project is a good introduction to working this type of fabric. You can



▲ When beginning with a new fabric, try a simple design first

buy the kit, which includes fabric, needle, threads and a chart, for £5.94 from Marie's Cross Stitch – call ☎ 01376 777 017 or visit www.mariescrossstitch.co.uk

A personal touch

Q I'm stitching a picture of a fairy for my niece, and I want to change the hair colour to match hers, so it will be brown not blonde. How do I decide which thread shades to use?

Martina Stephenson, Hemel Hempstead

A The best way to do this is to look at the thread shade card for the brand of threads that have been used in the original design, and to match the colours used for the hair. For example, the fairy's blonde hair might have been created using DMC 445, 307 and 444 to create depth to the detailing. You'll therefore need to pick three shades of brown that


have a similar depth of colour to mimic the same effect – so DMC 434, 435 and 433 would work well for this project. Best of luck!

Decorative display

Q Apart from placing a cross stitched piece in a frame or hoop, is there any other way of displaying stitching on a wall?

Karen Kent, Cornwall

A You can also use wire hangers, Karen. Wire hangers tend to have decorative tops fashioned from wire into different shapes, such as hearts or stars, and you hang the cross stitch project from a dowelling rod off the bottom. The good thing about hangers is that you can easily swap stitching over and use them to display different projects depending on your latest finish or even the season. Craft Department (☎ 01539 823 199 or www.craftdepartment.com) has an excellent selection, including this pretty Ivy & Scroll hanger, which costs £4.75.



▲ An ornate hanger is a pretty way to display your stitching

3 of the best... Teatime stitches

Stitch yourself a cuppa with these pretty designs



STITCH A SHELFIE

Pretty Teacups by Tiny Modernist features vintage-inspired cups, and measures 15.25x20cm (6x8in) on 14-count aida. The instant download starts at £5.36 from www.tinymodernist.com



ALL THE TEA IN CHINA

A Dictionary of Tea is the perfect gift for a tea lover. Buy the £29.99 kit, which includes 14-count aida, a needle and threads, by calling ☎ 01900 828 844 or visiting www.bothythreads.com



A LOVING CUP

We love Shannon Wasilieff's Teatime Teacups, which are embellished with gold beads for a pretty finishing touch. Buy the PDF charts for the trio for £6.65 at www.creativepoppypatterns.com

Our top tips...

Stitching on perforated paper

- 1 Perforated paper has a 'right' and a 'wrong' side – the smoothest side is the front, so check this before you begin your stitching.
- 2 As it can't be washed, always make sure you have clean hands before you start your stitching on perforated paper.
- 3 If you're not getting good coverage with two threads, try using three in your needle instead.
- 4 Unlike aida, which you can fold to find the centre, use a ruler and mark the centre spot lightly with a pencil or with an erasable marker.
- 5 Cut your project out using craft scissors rather than your specialist embroidery scissors, as you'll blunt the latter on paper.
- 6 When adding backstitch, try to stitch over more than one hole at a time, as the tension of a single stitch can cause the paper to rip.

Beautiful buttons

Q Can you recommend a good website where I can buy embellishments for my cross stitch projects? I'm particularly interested in finding buttons.

Caroline Summers, via email

A When it comes to buttons, we love the options at Creative Craft Supplies (www.creativecraftsupplies.co.uk), which has an excellent selection of classic and novelty buttons to choose from. Check out these oh-so cute Easter Cottontail rabbit buttons, which cost £2.50 per pack. If you're after charms to embellish your stitching as well, then head to www.lifetimesamplers.co.uk where you'll find a superb range of brass charms, from wedding and celebration charms to animals, nature, sewing and more. Prices start from 30p per charm. You can also find many independent sellers of accessories on www.etsy.com

▼ It's easy to find cute buttons like these online



Special Feature



Learn how to sell! Stitches to riches

We talk to three enthusiastic stitchers who turned their love of cross stitch into a paying business by setting up shop on Etsy



Setting up shop

Q I'd like to start selling my cross stitched pieces on the internet. Do you have any tips for setting up a website?

Kate McInosh, Glasgow

A You can either set up an independent shop, Kate, or go through an established marketplace such as Etsy or Folksy.

If you decide to go with the former, then there are a huge number of companies offering free or inexpensive website templates, such as Wordpress or Wix, which come with the option to set up an e-commerce shop on the site. These are great as they'll take you through each step and make it easy to step up your site.

The advantage of going through a marketplace means that people may find you more easily when doing a general search on that site for the item they're after. It's very easy to set up a shop on Etsy, and you can be selling items in just a few hours. We ran a feature in our January 2017 issue 224 on how to do this, packed with advice and tips from real sellers, so if you didn't catch it before, you can order a back issue by going to www.buysubscriptions.com/back-issues or calling the phone number ☎ 01795 414 717.



▼ This feature was in Crazy's January mag, issue 224

Keep it tidy

Q I like to have my stitching to hand when I'm sitting on the sofa, so do you have any suggestions for storage organisers that fit on the arm of the sofa?

Jeanette Coley, Birmingham

A You're in luck, Jeanette, as there are lots of organisers that hang over the arm of the sofa so you can have your stitching at your fingertips! Many of these are designed with remote controls and magazines in mind, but can easily be used for your stash. This brown sofa organiser from S&S Enterprises (☎ 0208 991 6700 or www.imusthaveit.co.uk) costs £22.95 and has pockets on both sides, plus a tray on the top perfect for holding your tea or coffee. If you prefer to sew your own items, there's a fantastic tutorial on how to make your own caddy at www.sew4home.com/projects/storage-solutions/sofa-caddy



▲ Use a sofa organiser to hold your stitching supplies (and tea!)

Hello Angels!

Send your stitching problems to Crazy's Angels and we'll come to your rescue! Make your questions as crazy as you like and send them to the address listed below.

.....

Date sent.....

Name and address.....

Fill in and cut out this coupon (or photocopy it) and send it to:
Crazy's Angels... Cross Stitch Crazy, Immediate Media Company Bristol Ltd, 2nd Floor, Tower House, Fairfax Street, Bristol BS1 3BN or email your requests to: crazysangels@cross-stitching.com

Back issues

Ensure you don't miss a single chart by completing your *Cross Stitch Crazy* collection today!



Issue 226 – March

Get ready for spring with frolicking puppies by Margaret Sherry, Lucie Heaton's whimsical mermaid, Mother's Day hoops, folk art designs and much more!

FREE GIFT Wooden heart necklace with choice of two designs



Issue 225 – February

Lee Holland exclusive

FREE GIFTS Birthday chart book with cut-out sentiments



Issue 224 – January

Shannon Wasilieff exclusive

FREE GIFT Durene Jones calendar with 12 designs



Issue 223 – December

Margaret Sherry exclusive

FREE GIFT 2-in-1 tree decoration and card kit



Issue 222 – Christmas

The Snowman exclusive

FREE GIFT Fairy gift tag set stitched on sparkly aida



Issue 221 – November

Tatty Teddy exclusive

YOUR GIFT Felt frame kit, Xmas chart book, retro chart



Issue 220 – October

Peter Rabbit exclusive

FREE GIFT Margaret Sherry Xmas card kit with 2 designs

Get organised!

Each slipcase can hold up to 13 issues – a year's worth of *Crazy* mags! – and keeps your collection in perfect condition for future reference. To order yours for £7.50, visit www.buysubscriptions.com/crazybinder



ORDER NOW!

www.buysubscriptions.com/backissues

0844 844 0385 Lines open weekdays 8am to 8pm and Saturday 9am to 1pm

BACK ISSUES AND SLIPCASE ORDER FORM

Your details (Please print clearly)

Mr/Mrs/Ms/Miss

Address

Postcode Country

Telephone number (in case of queries)

Email address

Item	Price	Issue(s)	Qty	Total
Back issue – UK	£5.99			
Back issue – Europe	£8.35			
Back issue – Rest of world	£9.35			
Slipcase – UK	£7.50			
Slipcase – Europe	£9.60			
Slipcase – Rest of world	£11.50			
Grand total				£

Choose from two easy ways to pay:

1. ☐ I enclose a cheque made payable to Immediate Media Company Bristol Ltd (Please write your name and address on the back of the cheque)

2. ☐ Please debit my ☐ Visa ☐ MasterCard ☐ Maestro ☐ Delta

Card number

Valid from / Expiry date / Issue number

Signature Date

Please send this order form to:

FREEPOST RRJZ-HJKA-ZBCX, Cross Stitch Crazy Subscriptions, PO Box 326, Sittingbourne, Kent ME9 8FA
Please allow up to 28 days for delivery. Prices are inclusive of P&P.

Post overseas orders to:

Cross Stitch Crazy, PO Box 326, Sittingbourne, Kent ME9 8FA UK

Your personal information will be used as set out in our Privacy Policy, which can be viewed at immediate.co.uk/privacy-policy. Please give us your email address to receive special offers and promotions from Immediate Media/Cross Stitch Crazy. You may unsubscribe at any time.

Easter treats



Hatch a plan to keep children entertained during the Easter break with these cool and colourful keyrings
Designed by Poppy Benner

With bright colours and simple stitches, our egg-cellent designs work wonderfully as a school holiday activity. Stitched onto plastic canvas in whole stitches only, kids will find these eggs easy to work, making for a fun introduction to cross stitch for boys and girls alike! You may need to help with the backstitch lines, which appear on just a few of our eggs to add definition. Once stitched, you can cut out the eggs freehand, leaving

Need to know

Stitch Time

5 hours each

Stitch Types

Whole cross stitch, backstitch

one whole square of canvas around the edges to prevent the stitches slipping out. Turn them into keyrings so the kids can take their holiday fun back to school to show their friends! ●

ShoppingList...

Threads - Stranded cotton as listed in the key

Needle - Size 24 tapestry needle

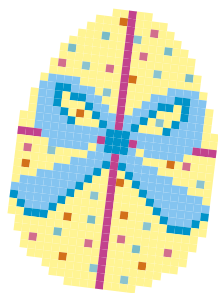
Fabric - 14-count clear plastic canvas measuring 10x8cm (4x3¹/₄in) for each design. To buy, visit www.sewandso.co.uk or call ☎ 0800 013 0150

Extras - Metal keyring chain and clasps available from local stores





Swap the colours
to use up leftover
threads in your stash



Easter eggs

✱ Cross stitch in two strands

	DMC	Anchor	Madeira
☆	445	288	103
♥	601	63	703
3	603	55	505
●	740	316	204
☾	995	410	1102
P	996	433	1103
↗	3607	87	708
◆	3844	1089	1108
⊠	3845	1090	1109
t	3846	1092	1110

✱ Backstitch in one strand

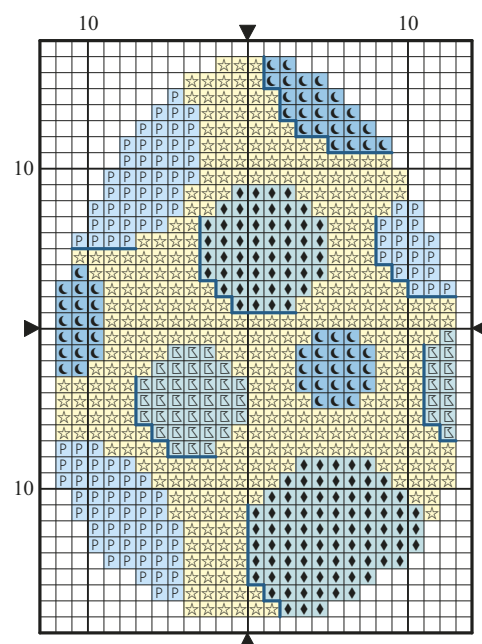
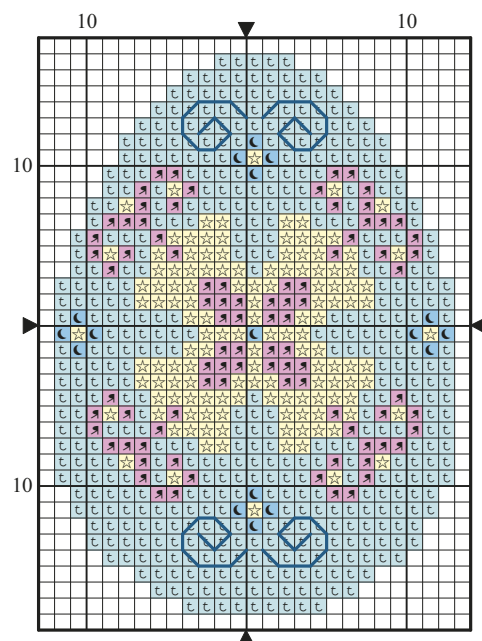

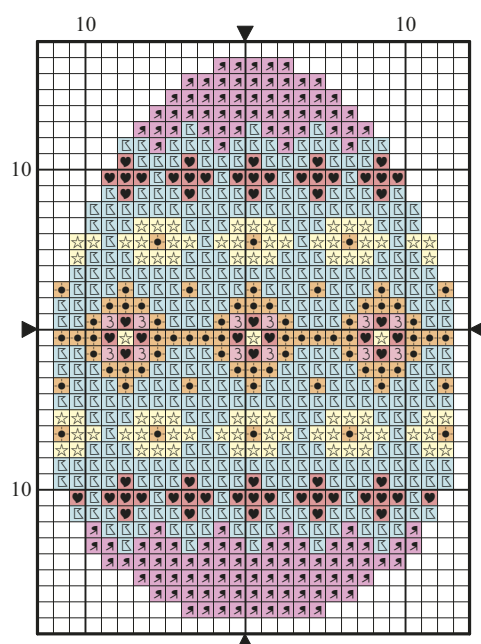
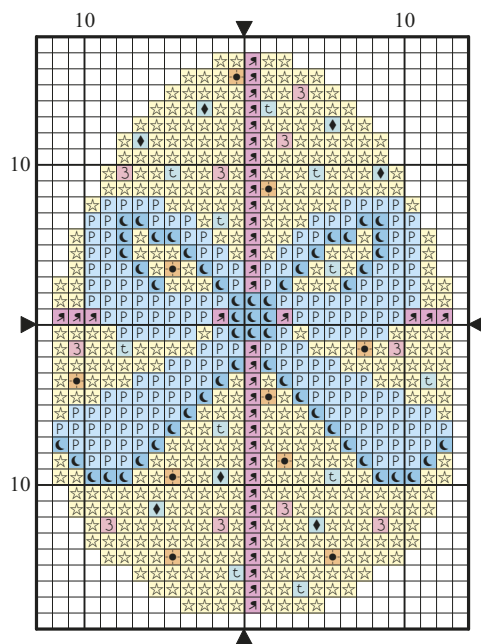
	DMC	Anchor	Madeira
—	995	410	1102

✱ Whole stitches only

Stitch count 35 (h) x 25 (w)



Design area on 14-count fabric
6.5x4.5cm (2½x1¾in)

Stitched by Debbie Harding



Crazy tip


For a neat finish, trim off
any bumps around the
edge of the plastic
canvas



ReaderSays...



I might stitch a collection of these eggs, and then I would hide them around my house for my grandchildren to find. Solves the problem of giving them too much chocolate, and it's fun!
Chamaine Kent, Kent



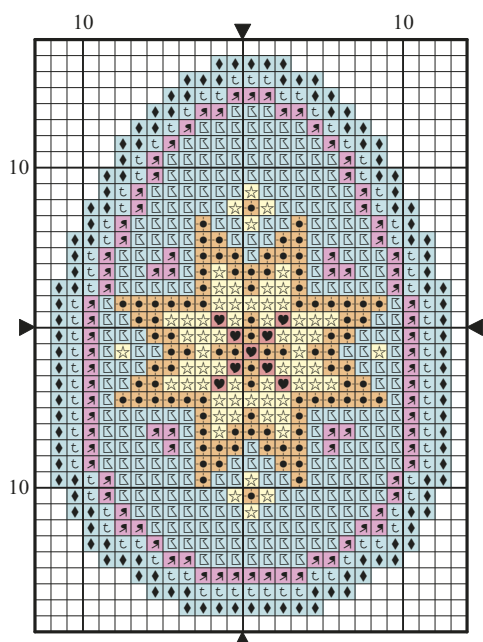
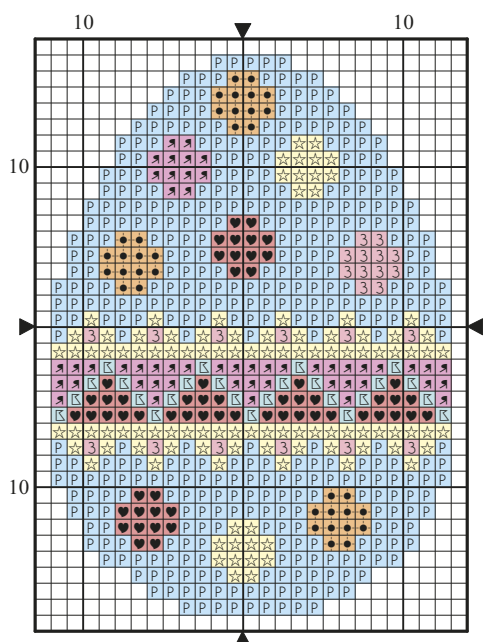
Crazy Kid Stitcher!



You are a winner!
Robyn
from
Denbighshire



"My name is Robyn and I just turned seven a few months ago. Here I am concentrating on stitching the characters Nelson and Tibs. I also have my first sampler sitting by my side!"



I'm a Crazy Kid stitcher!

Are you a kid who's mad about cross stitch? If so, fill out the form below and send it in to us, along with a photo of you and your stitching, for the chance to feature in Crazy!

Name and address.....

.....

..... Postcode.....

Tel no

I'm a kid that's crazy about stitching and here's why

.....

.....

Please ask your parent or guardian to sign here

.....

Fill in and cut out this coupon (or photocopy) and send to:
Crazy Kids... Cross Stitch Crazy, Immediate Media
Company Bristol Ltd, 2nd Floor, Tower House, Fairfax Street,
Bristol BS1 3BN or email crazykids@cross-stitching.com



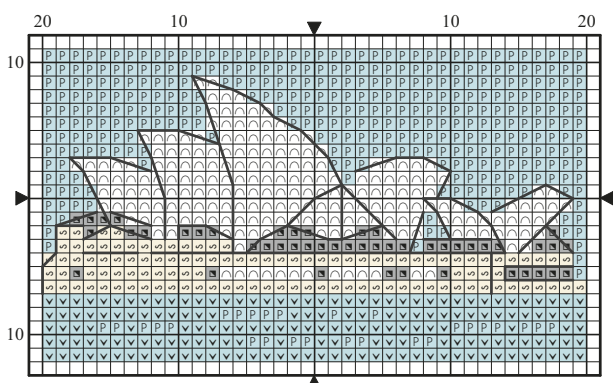
FISKARS®



Challenge

Lucie

Crazy designer Lucie Heaton loves to bring your ideas to life, so send in yours today!



Sydney Opera House

✳ Cross stitch in two strands

	DMC	Anchor	Madeira
⌒	blanc	2	2402
⌒	739	366	2014
■	3799	236	1713
▼	3844	1089	1103
P	3846	1090	1105

✳ Backstitch in one strand

—	3799	236	1713
---	------	-----	------

✳ Whole stitches only

Stitch count 23 (h) x 40 (w)

Design area on 14-count fabric
4x7.5cm (1½x2¾in)

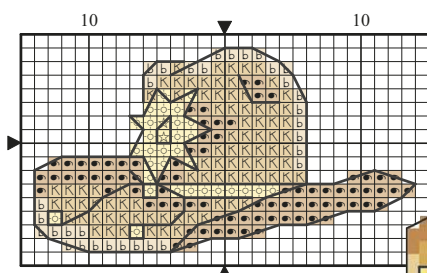

Sydney landmark

I would love to stitch the Sydney Opera House! Can you make me a chart please, Lucie? Thank you!

Glenda Freeman-Bull, Australia

You're welcome! Here it is, Glenda, in all its glory. I'd love to visit it someday.

Lucie



Sheriff hat

✳ Cross stitch in two strands

	DMC	Anchor	Madeira
●	435	1046	2010
K	436	1045	2011
b	437	362	2012
☆	726	295	109
⊙	727	293	112

✳ Backstitch in one strand

—	3799	236	1713
---	------	-----	------

✳ Whole stitches only

Stitch count 15 (h) x 28 (w)

Design area on 14-count fabric
2.5x5cm (1x2in)

Howdy, sherriff

My friend and I love *The Walking Dead* so much. Would you be able to do a sheriff's hat so I can put it on her birthday card? She will love it!

Sarah Inscker, Dudley

Tell your friend happy birthday, Sarah. I hope she likes her card! I haven't seen the TV series, but I've heard great things about it. It sounds a bit too scary for me, though – and I'm glad you didn't ask me to chart a zombie! I hope this hat will do.

Lucie


Furry friends

I have adoptions for a panda and an orangutan – could you design a chart with them both cuddled up together please?

Sharon Cochrane, via Facebook

These cuties deserve to be protected, Sharon, and I admire you for doing your part! Enjoy.

Lucie



Panda and orangutan

✳ Cross stitch in two strands

	DMC	Anchor	Madeira
⌒	blanc	2	2402
⌒	739	366	2014
●	740	316	204
★	741	304	202
■	3799	236	1713

✳ Backstitch in one strand

—	3799	236	1713
---	------	-----	------

✳ Whole stitches only

Stitch count 28 (h) x 39 (w)

Design area on 14-count fabric
5x7cm (2x2¾in)

Grey and white cat

✕ Cross stitch in two strands

	DMC	Anchor	Madeira
∩	blanc	2	2402
J	318	399	1801
*	762	234	1804
◇	954	203	1207
■	3799	236	1713


✕ Backstitch in one strand

—	3799	236	1713
---	------	-----	------

✕ Whole stitches only

Stitch count 40 (h) x 30 (w)

Design area on 14-count fabric
7.5x5.5cm (2³/₄x2¹/₄in)




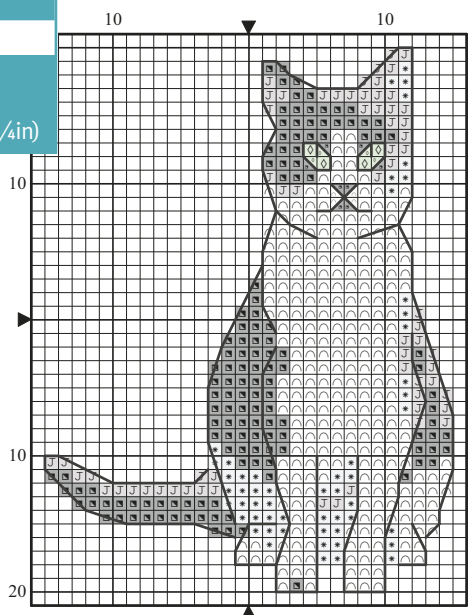
Unique kitty

I can't find a chart of a solid grey and white cat – usually the cats featured are tabby (striped) grey and white instead. I'm desperate to find anything of a solid grey and white cat!

Colleen Walker, Australia

Search no more, Colleen! Here's a chart of your white and grey cat. I wonder what your kitty will think of her new cross stitch doppelganger?

Lucie



Castle crumble

Would it be possible please to have a ruined castle with ivy growing up it? I love old castles!

Sarah Hall, Suffolk

Oh, Sarah, I love castles like this as well! I spend a lot of my free time exploring old buildings and ruins – you can just feel the history all around you when you visit them. I think this one looks especially romantic with the climbing ivy you suggested. Here's hoping you can use this majestic chart over and over, Sarah!

Lucie

Castle ruins

✕ Cross stitch in two strands

	DMC	Anchor	Madeira
∩	415	398	1802
K	436	1045	2011
b	437	362	2012
x	738	367	2013
*	762	234	1804
\$	912	209	1213

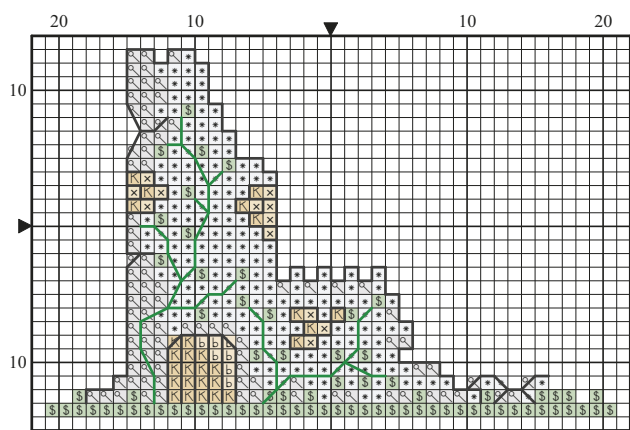
✕ Backstitch in one strand

—	911	205	1214
—	3799	236	1713

✕ Whole stitches only

Stitch count 27 (h) x 42 (w)

Design area on 14-count fabric
5x7.5cm (2x3in)



Coastguard cruiser

I'd love a British Coastguard vehicle. My son is a Station Officer and there are no cross stitch designs on the market.

Valerie Crawford, via Facebook

You must be very proud of your son, Valerie. I hope he likes this stitch of a Coastguard emergency vehicle, covered in its signature blue and yellow.

Lucie



Coastguard

✕ Cross stitch in two strands

	DMC	Anchor	Madeira
∩	blanc	2	2402
☆	726	295	109
*	762	234	1804
∩	995	410	2506
■	3799	236	1713
■	3843	433	1102

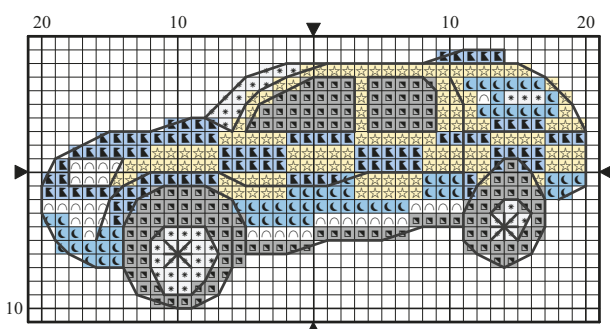
✕ Backstitch in one strand

—	3799	236	1713
---	------	-----	------

✕ Whole stitches only

Stitch count 19 (h) x 40 (w)

Design area on 14-count fabric
3.5x7.5cm (1¹/₄x2³/₄in)



I challenge Lucie...

If there's something you would like to have charted, challenge me, Lucie, and I'll come up with the goods. Please note, I can only fit in fairly small designs and for copyright reasons I'm unable to chart characters from films and TV – but go on, make it something crazy!

My chart request

I'd like this chart because

Your name and address

Fill in and cut out this coupon (or photocopy it) and send it to:
Challenge Lucie, Cross Stitch Crazy, Immediate Media Company Bristol Ltd, 2nd Floor, Tower House, Fairfax Street, Bristol BS1 3BN, or email challengelucie@cross-stitching.com

Track it Down




Sherlock Anne's on hand to track down the designs you crave. Send her your requests today!

Thank you

Can you find me a nice thank you gift to stitch for a friend, please? She loves teddy bears, cats, dogs and flowers!

Kim Cowden, Bradford

You can't go wrong with a Tatty Teddy design, Kim. This cute kit, Fresh Bouquet by DMC, is a pure pleasure to stitch on 14-count aida. You'll use cross stitch, backstitch and a few extra decorative stitches (instructions are given for these additional flourishes). If you like this kit, you should check out the other Tatty Teddy designs in the range too. There are lots, and stitching them can be quite addictive! No matter what the occasion, you should be able to find a Tatty Teddy kit that works as an appropriate gift. Fresh Bouquet retails for £26.99. Visit www.dmccreative.co.uk or call ☎ 01162 754 000 to find out about your local stockists.



Little prince

My kids and I are obsessed with the book and film *The Little Prince*. I'd love to stitch an associated design, but have trawled the internet with no luck. I'm relying on you to help, Anne!

Leah Miller, Hartland

The Little Prince is a magical tale, Leah, I'm not surprised you're all so taken with it. I am too! It took me a while, but I've managed to find a lovely design for you to stitch. The Little Prince is a chart by Soda Stitch, featuring the star of the show along with Mr Fox and several other evocative (and adorable!)



images from the story. You can stitch this design on your choice of fabric. If you choose to use 14-count aida, however, you will achieve a design size of 18x18cm (7x7in). The chart costs £3.59 from www.sewandso.co.uk or call ☎ 0800 013 0150.

Track it down for me...

Please find the following design for me – I'm crazy for it!
(Continue on another sheet if necessary)

The design I want and why

.....

.....

My name and address.....

.....

.....

Email

Tel.....

Fill in and cut out this coupon (or photocopy) and send to:
Track it down, Cross Stitch Crazy, Immediate Media Company Bristol Ltd, 2nd Floor, Tower House, Fairfax Street, Bristol BS1 3BN or email trackit@cross-stitching.com

Do me a favour

My wedding is booked for August 2017 and I have almost everything sorted except the favours. I want to incorporate stitching into each favour, but with 90 of them to make, it needs to be something quick. Any ideas? Thanks!

Tracie Daniels, Earl Shilton

Congratulations on your upcoming wedding, Tracie! Sounds like you're very organised, and it's good news that you're getting ahead with the favours rather than leaving them to the last minute! I've found something really nice that I hope you'll love. Buy jars to fill with special treats for




each guest and add Wedding Jar Toppers by Dimensions as the finishing touch! They're incredibly quick to stitch and each of the four designs fits a standard or wide-mouthed jar lid (not included). You can buy the kit for around £5 from www.simplicity.com

Good old days

My grandparents used to run a tailoring shop years ago and I've always wanted to stitch something to remind them of those happy times. I've had no luck finding anything suitable. Please help!
Magda Anderson, Lydd

What a lovely thing to do, Magda. I'm sure they'll appreciate this nostalgic design from Heritage Crafts of a tailor's shop front. Jarvis & Son comes as a chart designed to be stitched on 28-count evenweave. The finished size is 10x17.5cm (4x6¾in) when stitched over two threads of the fabric. There are other



shop fronts in the range too, including a lamp shop (Watt's) and a florist's (Floralie). Each chart costs £9.99 from www.hcrafts.com or ☎ 01889 575256.

Fluffy underwear

It may sound like a funny request, but I'm looking for a chart of a bra to stitch for my friend. I have seen a chart of a cat in a bra on a washing line but I don't want that, just a bra on its own!
Dara Wilson, Haslemere

I know the cat design you're talking about, by Margaret Sherry – it's really fun! But for a bra on its own, how about DMC's Pink Ribbon Fluffy Bra mini cross stitch kit? Not only does it fit the bill, but DMC will also donate 25p to the Pink Ribbon Foundation for every kit sold, helping to



fight breast cancer. The design measures 7.5x7.5cm (3x3in), so it's perfect for a card or small gift. Inside the kit you'll find 14-count aida, as well as threads, a needle and instructions, plus a free pink ribbon chart. You can buy it for £3.50 from www.lakesideneedlecraft.co.uk

Set sail

I want to stitch a picture of a sail boat that looks like a painting, not a brightly-coloured cartoon-style boat. But it needs to be fairly quick, too. The only realistic designs I can find are really in-depth. Can you help please, Anne? I'd appreciate it!
Sue Corey, Tamworth

You're right: many of the true-to-life sailing boat projects are rather large. But not *all* of them! Sailing Boat by Derwentwater Designs is relatively simple to stitch. It's stitched on 28-count

linen over two threads of the fabric. This may not be quite as straightforward as 14-count aida, but it gives an instant appearance of a canvas and makes any project look more polished. The fabric is also lilac, which means that not all of the background is stitched, saving you valuable time. Most of the stitches are worked in rows or blocks of colour, so you'll motor through this project. Some metallics are used – but only a little bit! It's a manageable 10x10cm (4x4in), too. You can buy the kit for £8.22 from www.thehappycrossstitcher.com or ☎ 01325 240192.

Chart choice

This month: *Mother's Day*

Mother's Day falls on 26th March this year, so celebrate your mum with a quick-to-work chart

Love you

£2.39, I Love My Mum by Holly's Hobbies
www.hollyshobbiesuk.etsy.com

Say it like it is with this bold design, stitched in just two thread shades on 14-count aida. Frame it in a standard 18x12.5cm (7x5in) frame or mount it inside a card. Your mum will love you for it!



In ink

£4.85, Tattoo Mum Heart by Pinprickery
www.pinprickery.etsy.com

Too nervous to go under the needle? This tattoo chart is the next best thing! It would look great in a standard frame, or for something more unusual, present it in a 15cm (6in) or 18cm (7in) embroidery hoop, as pictured here.



Tender loving care

£2.52, Giraffes by CrossStitchHobbyShop
www.crossstitchhobbyshop.etsy.com

What a heartwarming design! This project is perfect as a present for your mum or as a new baby gift. Two charts are supplied – one in colour blocks, and the other with symbols. Use 14-count aida for a designs size of 22x19cm (8¾x7½in).



One and only

£8, Mother by Nia Cross Stitch
www.nia-crossstitch.com

This chart comes with an alphabet so you can personalise your message and make the stitch unique to your mum. It's designed for 14-count aida and measures 23x9cm (9x3½in).



DOWNLOAD THE CRAZY APP TODAY!



LOOK WHAT YOU GET!

AVAILABLE to download worldwide as soon as the issue goes on sale!

ZOOM IN on charts for ease of viewing

INTERACTIVE links – jump straight to your favourite projects and sites*

VIDEO tutorials for a step-by-step guide to stitching*

START YOUR FREE ONE MONTH TRIAL TODAY!**

Simply visit the app store on iTunes, Google Play, Zinio or Amazon using your tablet or smartphone, search for *Cross Stitch Crazy* and download the app to start stitching! It's the perfect way for overseas readers to access the latest issue instantly, plus you can download our back issues and save money by subscribing!

*Only available on Apple devices **After your one month free your subscription will continue at £3.99 a month. Free trial not available on Zinio – instead save 28% when you subscribe.

CUT OUT
AND KEEP



Lasting love



No matter how many years you've been together, a happy marriage is something to celebrate!
Designed by Susan Bates

A very first anniversary deserves a special card!



Fray the edges of your aida to add texture



Cut-out&Keep ✂

Quick and easy to stitch one a night!

Need to know

Stitch Time

5-6 hours each

Stitch Types

Whole cross stitch, backstitch

ShoppingList...

Threads - Stranded cotton and metallic threads as listed in the key

Needle - Size 24 tapestry needle


Fabric - Zweigart 14-count iridescent white aida (11) measuring 15x15cm (6x6in) for each design.

To buy, visit www.sewandso.co.uk or call

☎ 0800 013 0150

Extras - Craft Creations square single fold cards (SF07C) in Centura Pearl lavender (111) and purple (114). To buy, visit www.craftcreations.com or call

☎ 01992 781 900



1st anniversary

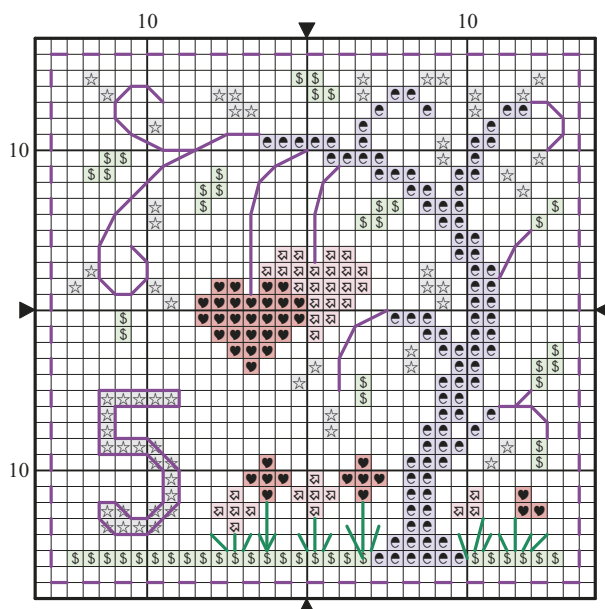
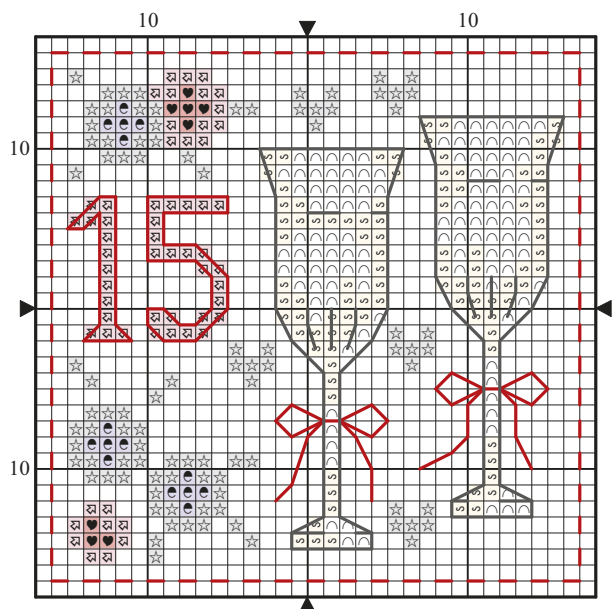
✂ Cross stitch in two strands

✂ Cross stitch in two strands

	DMC	Anchor	Madeira		DMC	Anchor	Madeira
⌒	blanc	2	2402	⌒	3708	31	408
I	210	108	802	✂ Backstitch in one strand			
S	712	926	2101	—	304	19	511
9	738	367	2013	—	413	236	1713
♥	3705	35	410	✂ Whole stitches only			

Stitch count 33 (h) x 33 (w)

Design area 14-count fabric 6x6cm (2¼x2¼in)



15th anniversary

✂ Cross stitch in two strands

✂ Cross stitch in two strands

	DMC	Anchor	Madeira		DMC	Anchor	Madeira
⌒	blanc	2	2402	☆	E168	(DMC Light Effects)	
⌒	155	1030	902	✂ Backstitch in one strand			
S	712	926	2101	—	304	19	511
♥	3705	35	410	—	413	236	1713
⌒	3708	31	408	✂ Whole stitches only			

Stitch count 33 (h) x 33 (w)

Design area 14-count fabric 6x6cm (2¼x2¼in)

5th anniversary

✂ Cross stitch in two strands

✂ Cross stitch in two strands

	DMC	Anchor	Madeira		DMC	Anchor	Madeira
⌒	155	1030	902	☆	E168	(DMC Light Effects)	
\$	954	203	1207	✂ Backstitch in one strand			
♥	3705	35	410	—	155	1030	902
⌒	3708	31	408	—	954	203	1207
				✂ Whole stitches only			

Stitch count 33 (h) x 33 (w)

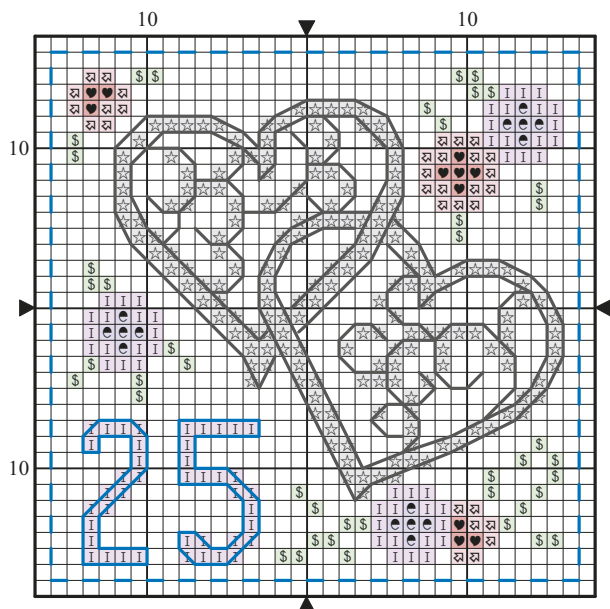
Design area 14-count fabric 6x6cm (2¼x2¼in)



This design would also look lovely in a mini frame



Use a pearlised card blank for added class!



25th anniversary

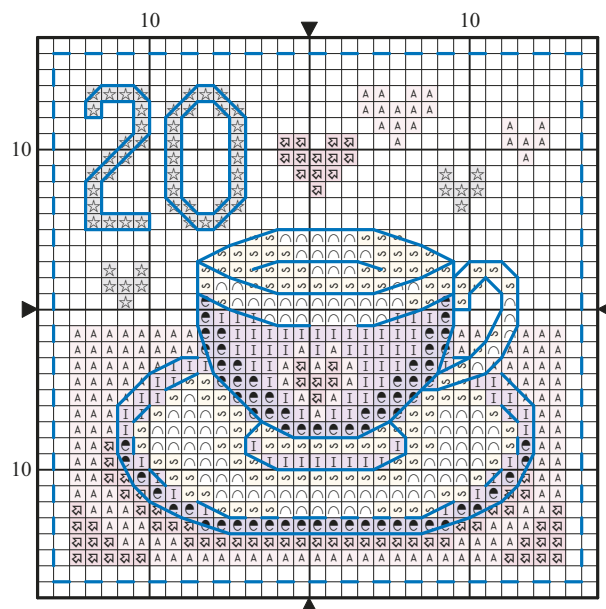
✳ Cross stitch in two strands

✳ Cross stitch in two strands

	DMC	Anchor	Madeira		DMC	Anchor	Madeira
☉	155	1030	902	☆	E168	(DMC Light Effects)	
I	210	108	802	✳ Backstitch in one strand			
\$	954	203	1207	—	413	236	1713
♥	3705	35	410	—	550	102	714
☼	3708	31	408	✳ Whole stitches only			

Stitch count 33 (h) x 33 (w)

Design area 14-count fabric 6x6cm (2 1/4 x 2 1/4 in)



20th anniversary

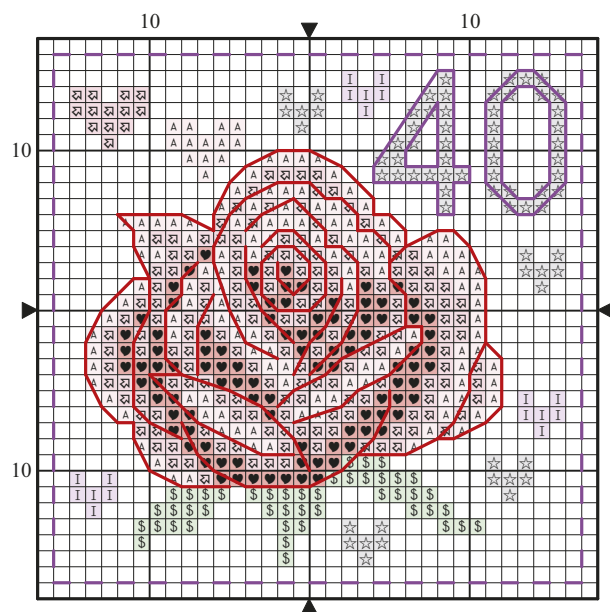
✳ Cross stitch in two strands

✳ Cross stitch in two strands

	DMC	Anchor	Madeira		DMC	Anchor	Madeira
∩	blanc	2	2402	☼	3708	31	408
☉	155	1030	902	☆	E168	(DMC Light Effects)	
I	210	108	802	✳ Backstitch in one strand			
∞	712	926	2101	—	550	102	714
A	818	23	502	✳ Whole stitches only			

Stitch count 33 (h) x 33 (w)

Design area 14-count fabric 6x6cm (2 1/4 x 2 1/4 in)



40th anniversary

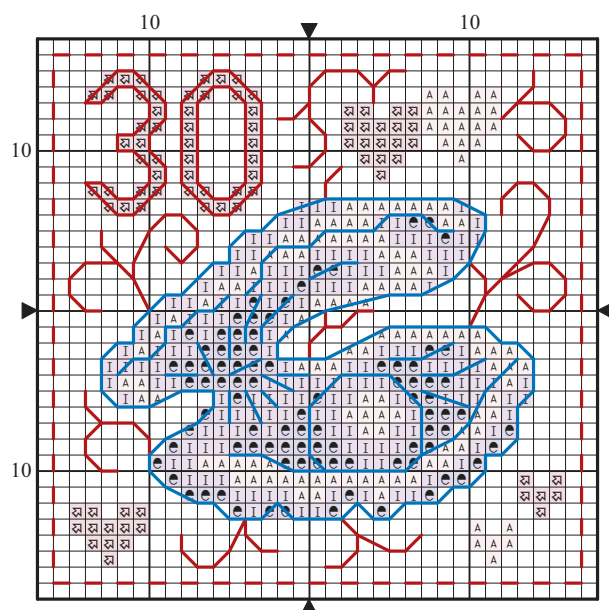
✳ Cross stitch in two strands

✳ Cross stitch in two strands

	DMC	Anchor	Madeira		DMC	Anchor	Madeira
I	210	108	802	☆	E168	(DMC Light Effects)	
A	818	23	502	✳ Backstitch in one strand			
\$	954	203	1207	—	155	1030	902
♥	3705	35	410	—	304	19	511
☼	3708	31	408	✳ Whole stitches only			

Stitch count 33 (h) x 33 (w)

Design area 14-count fabric 6x6cm (2 1/4 x 2 1/4 in)



30th anniversary

✳ Cross stitch in two strands

✳ Backstitch in one strand

	DMC	Anchor	Madeira		DMC	Anchor	Madeira
☉	155	1030	902	—	304	19	511
I	210	108	802	—	550	102	714
A	818	23	502	✳ Whole stitches only			
☼	3708	31	408				

Stitch count 33 (h) x 33 (w)

Design area 14-count fabric 6x6cm (2 1/4 x 2 1/4 in)





Stitch & Chat

Catch up on all the gossip from your fellow stitchers and get involved by sharing your photos, stories, views and more!

Travels with Crazy

Thank you all for a great magazine! I was on holiday at Numana in Italy last June... with my copy of *Crazy* right by my side, of course! I took Emma Congdon's Home Sweet Home free gift from issue 218 with me to do while I was away. Wouldn't want to lose the habit!

Una Mary Folan, Italy

Rachel says: Your holiday looks like it was amazing, Una! I can't get enough of Italian culture (or food!) and I'm constantly dreaming of returning to explore new cities on the peninsula. If you're the same, you might enjoy stitching this month's Italian gift ideas by Tiny Modernist on page 20.



► Una brought *Crazy* to Numana in Italy last June!



Coming up

Planning a trip? Take a snap of you with your copy of *Crazy* for a chance to be in the mag!

TAKE PART TODAY...

...and if you're featured, you'll win a fantastic prize!

Write or email us, or comment on our Weekend Win Facebook posts, and your note could be selected for our Stitch & Chat page! Everyone featured here this month will receive this trio of stichy goodies courtesy of Black Sheep Wools, including floss bobbins, a 20cm (8in) embroidery hoop and a Disney Winnie & Company Sampler, worth over £20. Want to be on our Stitch & Chat page? Email stitchandchat@cross-stitching.com with your photos and comments, or post them to the *Crazy* address printed on page 3.

WIN with *CRAZY*



Your say

Do you prefer to make up your work in hoops, frames or cards?



"I love to see my work up on the wall and framed. It makes me smile knowing that the recipient liked my work enough to have it hanging in his or her home! I look for stitches I know people will love."

Laura Quinn, Lancashire



"I love making cards! They tend to be on the small side, so you get the rush from a finished project. Also, I get a sense of pride in giving someone something I have put a large amount of effort into!"

Kirsty Jayne Harper, Norfolk



"Larger pieces look great done in a hoop. I just did my daughter's cross stitch of two love birds in a hoop. It looked amazing. I also do coasters, bookmarks and bags."

Rebekah Stoneham, Nottinghamshire

Coming up:

How do you store your stichy stash while you're on the move?

Email your answer to stitchandchat@cross-stitching.com

SPOT THE STITCHES!

This is a close-up of one of the charts in this issue of *Crazy* – but which one do you think it is? Send a postcard with the page number the chart is on, along with your name and address, to: Stitch and Chat 227, *Cross Stitch Crazy*, 2nd Floor, Tower House, Fairfax Street, Bristol BS1 3BN by 1st April 2017. The first correct answer pulled out of the hat will win the fab prize pictured on the right!

Cross stitch

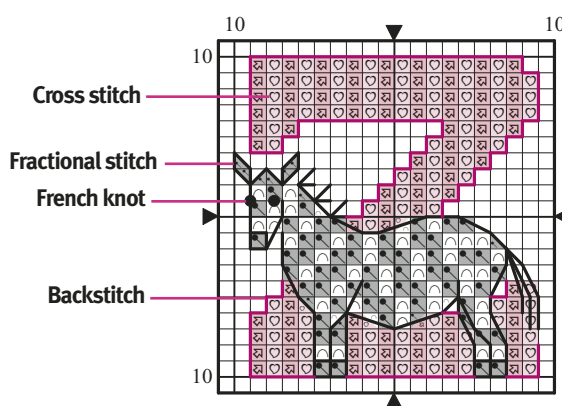
How To

Start stitching today with Technical Editor Fiona's handy guide



Understanding charts and keys

Follow the steps below for an introduction to getting started, then use the simple instructions opposite to learn each stitch!



Reading the chart

Our charts are printed with coloured squares containing a symbol that represents squares to be stitched on the fabric. The key alongside the chart will tell you what colour thread each symbol corresponds to, so you know which one to thread your needle with (see right).

Where to start

The centre of our cross stitch charts is marked out using small arrows on the edge of each side of the chart. This is the best place to start stitching, so you end up with the design in the middle of the fabric. To find the centre of your fabric, fold it in half horizontally, open it up and fold it vertically. When you open the fabric again, you'll find the creases mark the centre.

Following our keys

All our charts are accompanied by keys that tell you how many strands of thread to stitch in (each length of stranded cotton contains six strands), the thread colours needed (listed in numbers), whether there are backstitch lines, French knots or fractional stitches (see page 79 for details of how to work these), and the size of the design. The thread numbers listed in the first column of the key refer to the brand that we've used to stitch the design, then numbers for two other brands of threads are given. These are not always exact equivalents, but are the closest colour match available.

Finding what you need

Each project includes a shopping list telling you what needle you'll need, and the type and size of fabric required. It'll also include the sizing or details of other products you'll need to frame or finish it in the same way we have.

Symbol and colour that corresponds to the chart

Type of stitch and number of strands

Stitch count – how many stitches high and wide the design is

Z is for zebra

✳ Cross stitch in two strands

	DMC	Anchor	Madeira
○	blanc	2	2402
■	413	236	1713
■	603	55	505
●	604	1094	613

✳ Backstitch in one strand

—	310	403	2400
—	602	57	702

✳ French knots in one strand

●	310	403	2400
---	-----	-----	------

✳ Contains fractionals

Stitch count 20 (h) x 19 (w)
Design area on 14-count fabric
3.5x3.5cm (1½x1½in)

Design area – what the design will measure when stitched on the specified fabric

The three main brands of thread we use. The first column is always the one that we've used to stitch the design

Thread number represented by the symbol


Perfect for beginners

Small, quick-to-stitch designs, such as the zebra opposite, are ideal to try if you're new to stitching. For more simple designs, try these:

- **PAGE 20**
Italian gift ideas
- **PAGE 34**
Fun sushi motifs
- **PAGE 37**
Cake alphabet
- **PAGE 42**
Boho mini purses
- **PAGE 64**
Easter egg keyrings

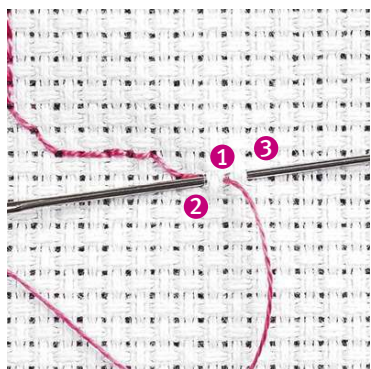
Cross-stitching.com
The non stop stitching site

Don't forget to log on to our website, Cross-stitching.com, to check out video tutorials, handy tips and much more!



Getting started

The loop method is the neatest way to start stitching, but can only be done with an even number of strands. Cut a 40cm (16in) thread length, then fold one strand in half. Thread the needle with the ends to form a loop, and bring the needle up through the fabric (above left). As you take it back down, pass it through the loop and pull to secure.




Backstitch

Backstitch is shown by a coloured line and is added to stitching to create detail. Work the backstitch over individual blocks on aida, or pairs of threads on evenweave. Bring the needle up through the fabric at 1 and take it down at 2, up at 3 and so on, so that you are working back on yourself.




Fractional stitches

To make a quarter stitch, bring the needle up at the corner of a square and take it down through the centre, halfway across the diagonal, splitting the aida block (above left). To turn this into a three-quarter stitch, make a half cross stitch across the other diagonal of the square. This creates a half



You'll need to make a whole cross stitch for each coloured square on the chart. Bring the needle up at the bottom left corner of a square and down at the top right corner. This is called a half cross stitch. Bring the needle up again at the bottom right corner and back down at the top left to finish off the cross stitch (above centre).




French knots

French knots appear as dots on your chart. Bring the needle up through the fabric, then holding the thread with your left hand, wind it round the needle as many times as advised in the key. Holding the thread taut, take the needle down part of a block away. Pull through until a neat knot is formed.




cross stitch across the quarter stitch. If you have to make two fractional stitches back-to-back in the same square, you'll need to decide which is a quarter stitch and which is a three-quarter stitch. Usually, the three-quarter stitch (shown here in pink) is made in the foreground colour of the design.




TIP Working a row of half cross stitches (above right), then completing the whole cross stitch on the return journey, is a quick way to work, especially when stitching block sections of colour.

TIP Work each half cross stitch in the same direction, so the top 'arms' of your cross stitches all face the same way.



Seed beads

To attach seed beads, you'll need to use a beading needle instead of a tapestry needle, as they're thinner. With a single strand of thread, use a half cross stitch to secure your beads, making sure the 'arms' of your stitches are all facing the same way.



Finishing your thread

Once you've finished stitching, finish off your threads by running your needle through the back of several stitches that you've already completed. Snip off the ends neatly with a sharp pair of embroidery scissors, as close to your fabric as possible.

AFGHAN – a woollen blanket or rug with areas for cross stitching

AIDA – the most common cross stitching fabric, made up of thread woven in blocks rather than singly

AIDA BAND – a thin strip of aida with a decorative edge, used to adorn towels, bookmarks, etc. Comes in various widths

APERTURE – the space through which a design is shown (mainly on cards and in frames)

BEADING NEEDLE – a long, fine needle that slides easily through seed and bugle beads

DESIGN AREA – the measurement of the finished design, depending on the count of fabric used

EVENWEAVE – fabric made from evenly-spaced woven threads. It's softer and more flexible than aida

FABRIC COUNT – the number of holes per inch (HPI) on your fabric. The higher the number, the finer your fabric will be

FABRIC SIZE – the size of fabric needed for the design, including allowance for framing

FRACTIONAL STITCH – stitches made from a quarter or three-quarters of a cross stitch

HALF STITCH – the first arm of the cross. Used to give a less dense stitch to lighter areas

HOOP – a plastic or wooden circular frame that holds your fabric taut while you stitch on it

JOBELAN – one of the most widely used types of evenweave fabric

KEY – a list of all the threads and stitches used in a design, and their respective chart symbols

LONG STITCH – long backstitches that extend over larger areas of the fabric, to depict sky or grass etc

PERFORATED PAPER – toughened paper, perforated with tiny holes

PETIT POINT – tiny stitches, one quarter the size of a cross stitch, for detailed areas of stitching

PLASTIC CANVAS – a plastic alternative to fabric, ideal for making decorations and bookmarks

SAMPLER – traditional stitching, demonstrating a variety of stitches

SATIN THREADS – silky threads that add a subtle sheen

SKELIN – an 8m length of stranded cotton, divisible into six strands

STITCH COUNT – the number of stitches (vertical and horizontal) that make up a design

STITCHING OVER TWO – term used to describe stitching over two threads on evenweave fabric

WADDING – padding used to add depth to stitching when it's mounted inside cards

WASTE CANVAS – loosely woven fabric, held together with soluble glue. Often used to add designs to clothes and softer fabrics

WHOLE STITCH – a complete cross stitch as opposed to half, quarter and three-quarter stitches

In crazy next month

On sale from 16th March

**FREE
GIFT!**
BUTTERFLY
FRAME KIT

* Gift available with print edition only

All this

All knight

Make a medieval
abc fit for a king



Romantic florals

Create a pretty wedding sampler

Spin and twirl

Kids will love these bright
stitches designed for yo-yos!





Tasty treats

Join Tatty Teddy for a delicious cake – or two!



Healthy choices

Stitch colourful fruit and veg!

and more in issue 228

Get well soon

Perk up a sick friend with these cards and tags!



Wild geometrics


Pick your favourite animal to stitch!

From all good newsagents
To subscribe ☎ 0844 844 0388

UK calls to 0844 numbers will cost 7p per minute plus your telephone company's access charge. Contents are subject to change.

Teabreak

Put your feet up and test those little grey cells with *Crazy's* crossword and sudoku!



Complete the crossword and rearrange the letters in the coloured squares to spell a chocolate filling (7).

Across

- 1) Chewy toffee (7)
- 4) Sweets and chocolates (5)
- 7) Celebrity status or renown (4)
- 9) Occurring every year (6)
- 10) Dove shelter (4)
- 11) _____ grey, variety of tea (4)
- 12) Commotion, fuss (3)
- 13) Conceited, far too proud (8)
- 16) Small square dense chocolate cakes (8)
- 20) Boat paddle (3)
- 21) Excursion (4)
- 22) Drag along (4)
- 23) Street market (6)
- 24) Work for money (4)
- 26) Fine net fabric used in dresses (5)
- 27) Icing or sauce made with chocolate and cream (7)

Down

- 1) Flavour mixed with chocolate to make mocha (6)
- 2) Spirit used to flavour truffles (3)
- 3) Holiday with chocolate eggs (6)
- 4) Movie theatre (6)
- 5) Chewy pink and white sweet containing nuts and cherries (6)
- 6) Lemon colour (6)
- 8) Long pastry with cream filling and chocolate icing (6)
- 14) Snuggle closely (6)
- 15) Water ice made from fruit juice (6)
- 16) Nut, often chocolate-coated (6)
- 17) Highly decorated (6)
- 18) Tropical lizard (6)
- 19) Light baked cake (6)
- 25) Curved line (3)

WIN!

Solve these fun puzzles and win this amazing kit!

Once you've completed the crossword or sudoku, text* in your answer (see below for details) for a chance to win this A Cracking Spring Day kit by Genny Haines for Goldleaf Needlework, worth £16! To buy, visit www.goldleafneedlework.co.uk



**WORTH
£16!**

TO ENTER: *Text **CSC227PUZZLE** followed by your answer, name, email address and postal address to 87474. Texts will be charged at 50p plus your standard network rate. For full terms and conditions turn to page 41. To enter by post, send your answer, name and address on a postcard to: *Crazy 227 Crossword, Cross Stitch Crazy*, Immediate Media Company Bristol Ltd, 2nd Floor, Tower House, Fairfax Street, Bristol BS1 3BN. The closing date is 1st April 2017.

Fill in the blanks so each row, column, and 3x3 box contains the numbers 1-9. Text* the numbers in the coloured squares to enter the competition.

		7			1			6
1			2	6				
	2					3	8	
5		8		3				
	6	3				9	1	
			7	5				4
4				9		1		
		9		8		4		2
	7		5					

Sewing QUARTER

WATCH IT • LOVE IT • SEW IT

Watch us everyday 8am-12pm on **Freeview 78** 
& online at www.SewingQuarter.com

Inspirational projects & techniques



Top presenters & designers



Jennifer Taylor



Natasha McCarty

Great offers on fabric & tools



123 456 78

The ultimate bag making kit, fabric and accessories

USUAL PRICE £29.99

SALE PRICE £19.99

£2.95 P&P per day

**Sewing
QUARTER**

*Special
OFFERS*

0800 112 44 33
www.SewingQuarter.com

£2.95
P&P per day

Tutorials & top tips



UK call centre



Get a FREE sewing kit worth £14.99
with your first purchase*

*Free sewing kit available on your first purchase only with a minimum spend of £10 (excl p&p).
Offer subject to availability, while stocks last.

[facebook.com](https://www.facebook.com) [twitter.com](https://www.twitter.com) [instagram.com](https://www.instagram.com) [pinterest.com](https://www.pinterest.com)

From the makers of

Quilting

Sewing

**TODAY'S
QUILTER**

**Mollie
MAKES**



HERITAGE *Crafts*


Working with talented artists to produce beautiful counted cross stitch designs



Make Your Dreams Happen
by Peter Underhill - 10 x 19cm



Hold on to Your Dreams
by Peter Underhill - 11 x 18cm



Hanging Around
by Karen Carter - 12 x 19cm



Lilly by John Clayton - 24.5 x 43.5cm




Owl
by Karen Carter - 12.5 x 12.5cm



Grey Squirrel
by Karen Carter - 12.5 x 12.5cm



Hare
by Karen Carter - 12.5 x 12.5cm



There's always a bigger fish

Always a Bigger Fish by Peter Underhill - 22.5 x 10.5cm




'Occasions' - Greeting Card kits by Susan Ryder
Kits include card and envelope
Card size 19.5 x 19.5cm, aperture 12.5 x 12.5cm



Harvest Mice
by Peter Underhill - 13 x 22cm



I Don't do Mornings by Peter Underhill - 22 x 9cm



Do You Mind?! by Peter Underhill - 19.5 x 17cm

Heritage Crafts Ltd. Redbrook Lane, Rugeley, Staffordshire WS15 1QU
Telephone : 01889 575256 Email : enquiries@hcrafts.com

You can see our full range of cross stitch kits, charts & fabric at www.hcrafts.com